

Connector - SACC-M12MS-4CON-PG 9-SH - 1501540

Please be informed that the data shown in this PDF Document is generated from our Online Catalog. Please find the complete data in the user's documentation. Our General Terms of Use for Downloads are valid (<http://phoenixcontact.com/download>)



Connector, 4-position, shielded, Plug straight M12, A-coded, Screw connection, Knurl material: Zinc die-cast, nickel-plated, Cable gland Pg9, External cable diameter 6 mm ... 8 mm

Product Features

- Safe use in the field, thanks to a high degree of protection
- Flexible: connectors for on-site assembly
- Screw connection: proven connection technology for a large selection of different conductors
- Reliable signal transmission - 360° shielding in environments with electromagnetic interference



Key Commercial Data

Packing unit	1 pc
Weight per Piece (excluding packing)	47.26 g
Custom tariff number	85366990
Country of origin	Germany

Technical data

Dimensions

External diameter	6 mm ... 8 mm
Stripping length of the sheath	35 mm
Stripping length of the individual wire	5 mm

Ambient conditions

Ambient temperature (operation)	-40 °C ... 85 °C (Plug / socket)
Degree of protection	IP67

General

Rated current at 40°C	4 A
Rated voltage	60 V
Number of positions	4

Connector - SACC-M12MS-4CON-PG 9-SH - 1501540

Technical data

General

Contact resistance	≤ 3 mΩ
Insulation resistance	≥ 100 MΩ
Coding	A - standard
Standards/regulations	M12 connector IEC 61076-2-101
Status display	No
Overvoltage category	II
Pollution degree	3
Connection method	Screw connection
Conductor cross section	0.25 mm ² ... 0.75 mm ²
AWG conductor cross section	24 ... 18
Insertion/withdrawal cycles	≥ 100
Torque	0.4 Nm (M12 knurl) 0.2 Nm (Screw terminal blocks) 0.8 Nm ... 1 Nm (Pressure nut with coupling sleeve)
Tightening torque	Screw plug insert with sleeve housing as far it will go
Assembly instructions	The wires can be connected both with ferrules and without ferrules

Material

Flammability rating according to UL 94	HB
Contact material	CuZn
Contact surface material	Au
Contact carrier material	PA
Material of grip body	Zinc die-cast, nickel-plated
Material, knurls	Zinc die-cast, nickel-plated
Sealing material	NBR

Classifications

eCl@ss

eCl@ss 4.0	27140815
eCl@ss 4.1	27140815
eCl@ss 5.0	27143423
eCl@ss 5.1	27143423
eCl@ss 6.0	27143423
eCl@ss 7.0	27449001
eCl@ss 8.0	27440104

Connector - SACC-M12MS-4CON-PG 9-SH - 1501540

Classifications

ETIM

ETIM 2.0	EC001121
ETIM 3.0	EC002062
ETIM 4.0	EC002062
ETIM 5.0	EC002062

UNSPSC

UNSPSC 6.01	31251501
UNSPSC 7.0901	31251501
UNSPSC 11	31251501
UNSPSC 12.01	31251501
UNSPSC 13.2	31251501

Approvals

Approvals


Approvals

UL Recognized / cUL Recognized / EAC / EAC / cULus Recognized

Ex Approvals

Approvals submitted

Approval details

UL Recognized 	
Nominal current I _N	4 A
Nominal voltage U _N	60 V

Connector - SACC-M12MS-4CON-PG 9-SH - 1501540

Approvals

cUL Recognized

Nominal current I _N	4 A
Nominal voltage U _N	60 V

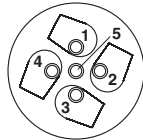
EAC

EAC

cULus Recognized

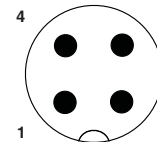
Drawings

Schematic diagram



Cable connection side M12 (screw connection)

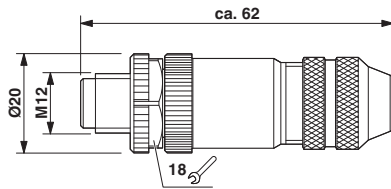
Schematic diagram



Pin assignment M12 plug, 4-pos., A-coded, view plug side

Connector - SACC-M12MS-4CON-PG 9-SH - 1501540

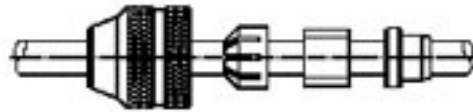
Dimensional drawing



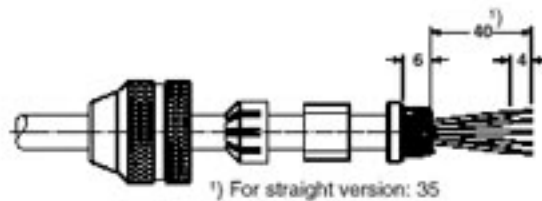
Plug, M12 x 1, straight, shielded

Functional drawing

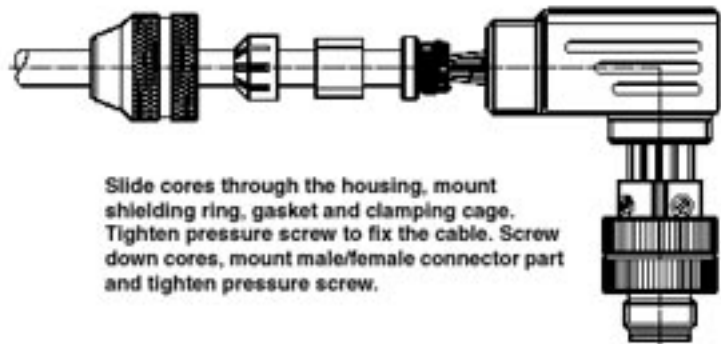
Assembly steps for M 12 male/female connector and conductor



Slide parts onto the conductor



Strip conductor, widen shield and lay around the shielding ring, cut off projecting mesh.



Slide cores through the housing, mount shielding ring, gasket and clamping cage. Tighten pressure screw to fix the cable. Screw down cores, mount male/female connector part and tighten pressure screw.