

Connector - SACC-M12FST-3PECON-PG11-M - 1404644

Please be informed that the data shown in this PDF Document is generated from our Online Catalog. Please find the complete data in the user's documentation. Our General Terms of Use for Downloads are valid (<http://phoenixcontact.com/download>)




Connector, 4-position, Socket straight M12, T-coded, Screw connection, Knurl material: Zinc die-cast, nickel-plated, Cable gland Pg11, External cable diameter 8 mm ... 10 mm, for direct current up to 12 A/60 V, Contact 4 leading

Why buy this product

- Safe use in the field, thanks to a high degree of protection
- Flexible: connectors for on-site assembly
- Screw connection: proven connection technology for a large selection of different conductors
- High-performance: DC connectors for up to 12 A and 60 V DC
- Protection against incorrect connection using special T-coding



Key commercial data

Packing unit	1 pc
GTIN	 4 046356 707756
Weight per Piece (excluding packing)	22.22 g
Custom tariff number	85366990
Country of origin	Germany
Product key	BF2CAA

Technical data

Dimensions

External diameter	8 mm ... 10 mm
-------------------	----------------

Ambient conditions

Ambient temperature (operation)	-40 °C ... 85 °C (Plug / socket)
Degree of protection	IP67

General

Note	Strip 22 mm off the cable sheath, strip 7 mm off the conductor insulation, crimp the ferrule, then shorten this to 5 mm. Length of conductor with shortened ferrule: 20 mm. Connect conductors and tighten the mounting screws with 0.2 Nm.
Rated current at 40°C	12 A

Connector - SACC-M12FST-3PECON-PG11-M - 1404644

Technical data

General

Rated voltage	63 V DC
Number of positions	4
Contact resistance	≤ 3 mΩ
Insulation resistance	> 10 GΩ
Coding	T power
Standards/regulations	IEC 61076-2-111
Status display	No
Surge voltage category	III
Pollution degree	3
Connection method	Screw connection
Conductor cross section	0.75 mm ² ... 1.5 mm ²
AWG conductor cross section	18 ... 16
Insertion/withdrawal cycles	≥ 100
Torque	0.4 Nm (M12 knurl)
	1 Nm ... 1.4 Nm (Pressure nut with coupling sleeve)
	0.4 Nm (Connector with coupling sleeve)
	0.2 Nm (Screw terminal blocks)
Assembly instructions	The wires can be connected both with ferrules and without ferrules

Material

Inflammability class according to UL 94	V0
Contact material	CuZn
Contact surface material	Au
Contact carrier material	PA 46
Material of grip body	PA 66
Material, knurls	Zinc die-cast, nickel-plated
Sealing material	Viton (M12 socket)
	NBR (Cable clamping)

Classifications

eCl@ss

eCl@ss 4.0	27140815
eCl@ss 4.1	27140815
eCl@ss 5.0	27260701
eCl@ss 5.1	27260701
eCl@ss 6.0	27279221
eCl@ss 7.0	27440104
eCl@ss 8.0	27440104

Connector - SACC-M12FST-3PECON-PG11-M - 1404644

Classifications

ETIM

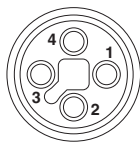
ETIM 2.0	EC001121
ETIM 3.0	EC002062
ETIM 4.0	EC002062
ETIM 5.0	EC002062

UNSPSC

UNSPSC 6.01	31251501
UNSPSC 7.0901	31251501
UNSPSC 11	31251501
UNSPSC 12.01	31251501
UNSPSC 13.2	31251501

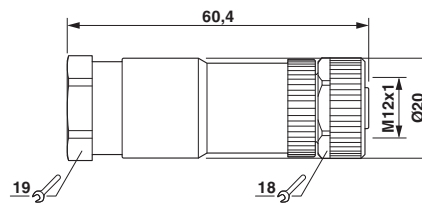
Drawings

Schematic diagram



Connector pin assignment of M12 socket, 4-pos., T-coded, view of socket side

Dimensioned drawing



M12 x 1 socket, straight