

## Panel feed-through - SACC-8P-DSI-M12MS/FS-M16 - 1551697

Please be informed that the data shown in this PDF Document is generated from our Online Catalog. Please find the complete data in the user's documentation. Our General Terms of Use for Downloads are valid (<http://phoenixcontact.com/download>)



Sensor/actuator control cabinet feed-through, male to female, 8-pos., M12, shielded, bipolar/screw mounting with M16 thread



### Key Commercial Data

Packing unit	1 pc
Weight per Piece (excluding packing)	4.0 g
Custom tariff number	85366990
Country of origin	Czech Republic

### Technical data

#### Ambient conditions

Ambient temperature (operation)	-25 °C ... 85 °C (Plug / socket)
Degree of protection	IP67

#### General

Note	The electrical and mechanical data specified assume that the connector pair is correctly locked and mounted. If the connector is unlocked and if there is a danger of contamination, the connector must be sealed using a protective cap > IP54. Influences arising from litz wires, cables or PCB assembly must also be taken into consideration.
Rated current at 40°C	2 A
Rated voltage	30 V
Rated surge voltage	0.8 kV
Number of positions	8
Insulation resistance	≥ 100 MΩ
Coding	A - standard
Standards/regulations	M12 connector IEC 61076-2-101
Status display	No
Overvoltage category	II

# Panel feed-through - SACC-8P-DSI-M12MS/FS-M16 - 1551697

## Technical data

### General

Pollution degree	3
Connection method	Individual wires
Insertion/withdrawal cycles	> 100
Torque	3 Nm ... 4 Nm (Installation-side)
Mounting type	Bipolar mounting M16 x 1.5

### Material

Flammability rating according to UL 94	HB
Contact material	CuZn
Contact surface material	Au
Contact carrier material	PA 66
Material, knurls	Nickel-plated brass
Sealing material	FKM

### Cable

Ambient temperature (operation)	-40 °C ... 85 °C (cable, fixed installation)
	-25 °C ... 85 °C (cable, flexible installation)

### Standards and Regulations

Standard designation	M12 connector
Standards/regulations	IEC 61076-2-101
Flammability rating according to UL 94	HB

## Classifications

### eCl@ss

eCl@ss 4.0	27250313
eCl@ss 4.1	27250313
eCl@ss 5.0	27143423
eCl@ss 5.1	27143423
eCl@ss 6.0	27143423
eCl@ss 7.0	27449001
eCl@ss 8.0	27440103

### ETIM

ETIM 3.0	EC002061
ETIM 4.0	EC002062
ETIM 5.0	EC002061

# Panel feed-through - SACC-8P-DSI-M12MS/FS-M16 - 1551697

## Classifications

### UNSPSC

UNSPSC 6.01	31251501
UNSPSC 7.0901	31251501
UNSPSC 11	31251501
UNSPSC 12.01	31251501
UNSPSC 13.2	31251501

## Approvals

### Approvals

---

Approvals

EAC

---

Ex Approvals

---

Approvals submitted

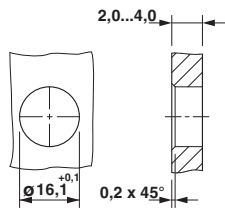
---

### Approval details

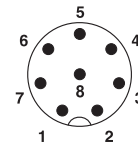
EAC
-----

## Drawings

Dimensional drawing



Schematic diagram

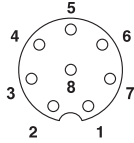


Pin assignment M12 plug, 8-pos., view plug side

Panel cutout

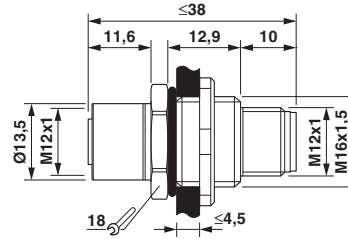
# Panel feed-through - SACC-8P-DSI-M12MS/FS-M16 - 1551697

Schematic diagram




Pin assignment M12 socket, 8-pos., A-coded, view female side

Dimensional drawing



Circuit diagram



Contact assignment of the M12 plug and the M12 socket