

Sensor/Actuator cable - SAC-6P- 1,5-PUR/M 8FS SH - 1522396

Please be informed that the data shown in this PDF Document is generated from our Online Catalog. Please find the complete data in the user's documentation. Our General Terms of Use for Downloads are valid (<http://phoenixcontact.com/download>)



Sensor/Actuator cable, 6-position, PUR halogen-free, black-gray RAL 7021, shielded, free cable end, on Socket straight M8, Cable length: 1.5 m

Product Features

- ✓ Easy and safe: 100% electrically tested plug-in components
- ✓ Our standard: robust halogen-free PUR cable
- ✓ Reliable signal transmission – 360° shielding in environments with electromagnetic interference



Key Commercial Data

Packing unit	1 pc
Weight per Piece (excluding packing)	63.2 g
Custom tariff number	85444290
Country of origin	Poland

Technical data

Dimensions

Length of cable	1.5 m
Stripping length of the free conductor end	50 mm

Ambient conditions

Ambient temperature (operation)	-25 °C ... 90 °C (Plug / socket)
Degree of protection	IP65
	IP67

General

Rated current at 40°C	1.5 A
Rated voltage	30 V
Number of positions	6
Contact resistance	≤ 5 mΩ

Sensor/Actuator cable - SAC-6P- 1,5-PUR/M 8FS SH - 1522396

Technical data

General

Insulation resistance	$\geq 100 \text{ M}\Omega$
Coding	A - standard
Standards/regulations	M8 connector IEC 61076-2-104
Status display	No
Protective circuit/component	Unwired
Overvoltage category	II
Pollution degree	3
Insertion/withdrawal cycles	≥ 100
Torque	0.2 Nm (M8 connectors)

Material

Flammability rating according to UL 94	HB
Contact material	CuZn
Contact surface material	Ni/Au
Contact carrier material	TPU GF
Material of grip body	TPU, hardly inflammable, self-extinguishing
Material, knurls	Zinc die-cast, nickel-plated
Sealing material	NBR

Cable

Cable type	PUR halogen-free black
Cable type (abbreviation)	PUR
Conductor cross section	6x 0.14 mm ² (signal line)
AWG signal line	26
Conductor structure signal line	18x 0.10 mm
Core diameter including insulation	1.05 mm \pm 0.02 mm
Wire colors	Brown, white, black, blue, gray, pink
External sheath, color	black-gray RAL 7021
External cable diameter	5.20 mm
Smallest bending radius, fixed installation	52 mm
Smallest bending radius, movable installation	52 mm
Number of bending cycles	4000000
Bending radius	52 mm
Traversing path	10 m
Traversing rate	3 m/s
Acceleration	10 m/s ²
Cable weight	34 kg/km
Outer sheath, material	PUR

Sensor/Actuator cable - SAC-6P- 1,5-PUR/M 8FS SH - 1522396

Technical data

Cable

Conductor material	Bare Cu litz wires
Special properties	Flexible cable conduit capable
	Silicone-free
	Free of substances which would hinder coating with paint or varnish
Flame resistance	in accordance with DIN UL-Style 20549
Halogen-free	in accordance with DIN VDE 0472 part 815
Resistance to oil	in accordance with DIN EN 60811-2-1
Other resistance	Highly resistant to acids, alkaline solutions and solvents
	hydrolysis and microbe resistant
	partly UV-resistant in accordance with DIN EN ISO 4892-2-A
Ambient temperature (operation)	-40 °C ... 80 °C (cable, fixed installation)
	-5 °C ... 80 °C (cable, flexible installation)

Classifications

eCl@ss

eCl@ss 4.0	27060306
eCl@ss 4.1	27060306
eCl@ss 5.0	27061801
eCl@ss 5.1	27061801
eCl@ss 6.0	27061801
eCl@ss 7.0	27061801
eCl@ss 8.0	27279218

ETIM

ETIM 2.0	EC000830
ETIM 3.0	EC001855
ETIM 4.0	EC001855
ETIM 5.0	EC001855

UNSPSC

UNSPSC 6.01	31251501
UNSPSC 7.0901	31251501
UNSPSC 11	31251501
UNSPSC 12.01	31251501
UNSPSC 13.2	31251501

Sensor/Actuator cable - SAC-6P- 1,5-PUR/M 8FS SH - 1522396

Approvals

Approvals


Approvals


UL Listed / cUL Listed / EAC / cULus Listed

Ex Approvals

Approvals submitted

Approval details

UL Listed 	
Nominal current I _N	4 A
Nominal voltage U _N	125 V

cUL Listed 	
Nominal current I _N	4 A
Nominal voltage U _N	125 V

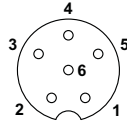
EAC

cULus Listed 
--

Drawings

Sensor/Actuator cable - SAC-6P- 1,5-PUR/M 8FS SH - 1522396

Schematic diagram



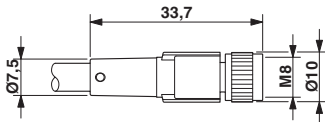
Pin assignment M8 socket, 6-pos.

Cable cross section



PUR halogen-free black [PUR]

Dimensional drawing



Socket M8 x 1, straight

Circuit diagram



Contact assignment of M8 socket