

## Bus system cable - SAC-5P-M12MS/ 5,0-920/M12FS - 1507560

Please be informed that the data shown in this PDF Document is generated from our Online Catalog. Please find the complete data in the user's documentation. Our General Terms of Use for Downloads are valid (<http://phoenixcontact.com/download>)



Bus system cable, CANopen<sup>®</sup>, DeviceNet<sup>™</sup>, 5-position, PUR halogen-free, violet RAL 4001, shielded, Plug straight M12, A-coded, on Socket straight M12, A-coded, Cable length: 5 m



### Key Commercial Data

Packing unit	1 STK
GTIN	 4 017918 900359
GTIN	4017918900359
Weight per Piece (excluding packing)	325.000 g
Custom tariff number	85444290
Country of origin	Poland

### Technical data

#### Dimensions

Length of cable	5 m
-----------------	-----

#### Ambient conditions

Ambient temperature (operation)	-25 °C ... 90 °C (Plug / socket)
Degree of protection	IP65
	IP67

#### General

Rated current at 40°C	4 A
Rated voltage	60 V
Number of positions	5
Insulation resistance	≥ 100 MΩ

## Bus system cable - SAC-5P-M12MS/ 5,0-920/M12FS - 1507560

### Technical data

#### General

Coding	A - standard
Signal type/category	CANopen <sup>®</sup>
	DeviceNet <sup>™</sup>
Status display	No
Overvoltage category	II
Degree of pollution	3
Insertion/withdrawal cycles	≥ 100
Torque	0.4 Nm (M12 connector)

#### Material

Flammability rating according to UL 94	HB
Contact material	CuSn
Contact surface material	Ni/Au
Contact carrier material	TPU GF
Material of grip body	TPU, hardly inflammable, self-extinguishing
Material, knurls	Zinc die-cast, nickel-plated
Sealing material	NBR

#### Pin assignment

Position = wire color (signal) = position (optional)	1 (Plug) = SR (shield) = 1 (Socket)
	2 (Plug) = RD (V+) = 2 (Socket)
	3 (Plug) = BK (V-) = 3 (Socket)
	4 (Plug) = WH (CAN_H) = 4 (Socket)
	5 (Plug) = BU (CAN_L) = 5 (Socket)

#### Standards and Regulations

Flammability rating according to UL 94	HB
--	----

#### Cable

Cable type	CAN Bus/DeviceNet
Cable type (abbreviation)	920
UL AWM style	21198 (80°C/300 V)
Cable structure	2xAWG24/19+2xAWG22/19
Conductor cross section	2x 0.25 mm <sup>2</sup> (Data cable)
	2x 0.34 mm <sup>2</sup> (Power supply)
	1x 0.34 mm <sup>2</sup> (Drain wire)
AWG signal line	24
AWG power supply	22
Conductor structure signal line	19x 0.13 mm

## Bus system cable - SAC-5P-M12MS/ 5,0-920/M12FS - 1507560

### Technical data

#### Cable

Conductor structure, voltage supply	19x 0.15 mm
Core diameter including insulation	1.95 mm ±0.05 mm (Data cable)
	1.4 mm ±0.05 mm (Power supply)
Wire colors	Red-black, blue-white
Twisted pairs	2 cores to the pair
Type of pair shielding	Plastic-coated aluminum foil, aluminum side outside
Overall twist	2 pairs around a drain wire in the center to the core
Shielding	Tinned copper braided shield
Optical shield covering	80 %
External sheath, color	violet RAL 4001
External cable diameter D	6.7 mm ±0,3 mm
Minimum bending radius, flexible installation	10 x D
Number of bending cycles	5000000
Bending radius	70 mm
Traversing path	4.5 m
Traversing rate	3 m/s
Acceleration	3 m/s <sup>2</sup>
Cable weight	90 kg/km
Outer sheath, material	PUR
Material conductor insulation	Foamed PE (Data cable)
	PE (Power supply)
Conductor material	Tin-plated Cu litz wires
Insulation resistance	≥ 5 GΩ*km (Data cable)
	≥ 5 GΩ*km (Power supply)
Conductor resistance	≤ 90.9 Ω/km (Data cable)
	≤ 57.4 Ω/km (Power supply)
Cable capacity	nom. 40 pF/m (Data cable)
Wave impedance	120 Ω ±10 % (with 1 MHz)
Wave attenuation	≥ 0.0229 dB/m (with 1 MHz)
Nominal voltage, cable	≤ 300 V (Peak value, not for high-power applications)
Test voltage Core/Core	2000 V (50 Hz, 1 min.)
Test voltage Core/Shield	2000 V (50 Hz, 1 min.)
Flame resistance	UL 1581, Sec. 1060 (FT-1)
	IEC 60332-1
	in accordance with ISO 6722-1 5.22 (UN ECE-R 118.01)
Halogen-free	in accordance with DIN VDE 0472 part 815
	According to IEC 60754-1

# Bus system cable - SAC-5P-M12MS/ 5,0-920/M12FS - 1507560

## Technical data

### Cable

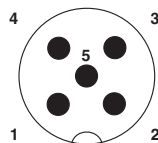
Other resistance	Low adhesion
Ambient temperature (operation)	-40 °C ... 80 °C (cable, fixed installation)
	-20 °C ... 80 °C (cable, flexible installation)

### Environmental Product Compliance

China RoHS	Environmentally friendly use period: unlimited = EFUP-e
	No hazardous substances above threshold values

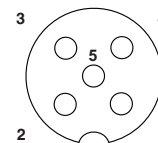
## Drawings

Schematic diagram



Pin assignment M12 male connector, 5-pos., A-coded, male side

Schematic diagram



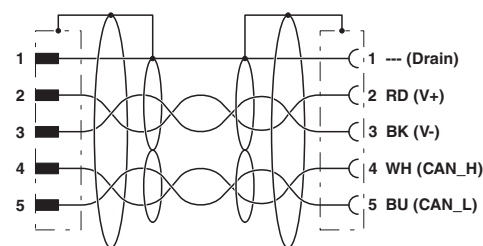
Pin assignment M12 socket, 5-pos., A-coded, socket side view

Cable cross section



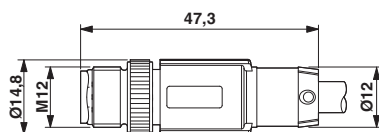
CAN Bus/DeviceNet [920]

Circuit diagram



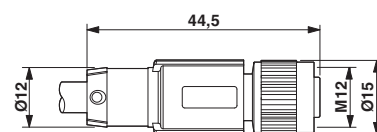
Contact assignment of the M12 connector and the M12 socket

Dimensional drawing



Plug, M12 x 1, straight, shielded

Dimensional drawing



M12 x 1 socket, straight, shielded

## Bus system cable - SAC-5P-M12MS/ 5,0-920/M12FS - 1507560

### Approvals

Approvals

---

Approvals

EAC

---

Ex Approvals

---

### Approval details

EAC EAC-Zulassung
-------------------

---