

Sensor/Actuator cable - SAC-4P-M8MS/ 2,0-542 BK - 1406203

Please be informed that the data shown in this PDF Document is generated from our Online Catalog. Please find the complete data in the user's documentation. Our General Terms of Use for Downloads are valid (<http://phoenixcontact.com/download>)



Sensor/Actuator cable, 4-position, PVC, yellow RAL 1021, Plug straight M8, on free cable end, Cable length: 2 m



Key Commercial Data

| | |
|------------------------|---------------------|
| Packing unit | 1 STK |
| Minimum order quantity | 50 STK |
| GTIN | 4 046356 798471 |

Technical data

Dimensions

| | |
|-----------------|-----|
| Length of cable | 2 m |
|-----------------|-----|

Ambient conditions

| | |
|---------------------------------|----------------------------------|
| Ambient temperature (operation) | -25 °C ... 90 °C (Plug / socket) |
| Degree of protection | IP65 |
| | IP67 |
| | IP68 |

General

| | |
|------------------------------|------------------------------|
| Rated current at 40°C | 4 A |
| Rated voltage | 30 V |
| Number of positions | 4 |
| Insulation resistance | ≥ 100 MΩ |
| Coding | A - standard |
| Standards/regulations | M8 connector IEC 61076-2-104 |
| Status display | No |
| Protective circuit/component | Unwired |
| Overvoltage category | II |
| Degree of pollution | 3 |

Sensor/Actuator cable - SAC-4P-M8MS/ 2,0-542 BK - 1406203

Technical data

General

| | |
|-----------------------------|------------------------|
| Insertion/withdrawal cycles | ≥ 100 |
| Torque | 0.2 Nm (M8 connectors) |

Material

| | |
|--|---|
| Flammability rating according to UL 94 | HB |
| Contact material | CuSn |
| Contact surface material | Ni/Au |
| Contact carrier material | TPU GF |
| Material of grip body | TPU, hardly inflammable, self-extinguishing |
| Material, knurls | Zinc die-cast, nickel-plated |

Standards and Regulations

| | |
|--|-----------------|
| Standard designation | M8 connector |
| Standards/regulations | IEC 61076-2-104 |
| Flammability rating according to UL 94 | HB |

Cable

| | |
|---|---|
| Cable type | PVC yellow 105 °C |
| Cable type (abbreviation) | 542 |
| UL AWM style | 2517 (105°C/300 V) |
| AWG signal line | 24 |
| Core diameter including insulation | 1.12 mm ±0.03 mm |
| Wire colors | brown, blue, black, white |
| Overall twist | 4 wires, twisted |
| External sheath, color | yellow |
| External cable diameter D | 4.4 mm ±0.2 mm |
| Minimum bending radius, flexible installation | 8 x D |
| Cable weight | 25 kg/km |
| Outer sheath, material | PVC |
| Material conductor insulation | PVC |
| Conductor material | Tin-plated Cu litz wires |
| Nominal voltage, cable | 300 V |
| Other resistance | UV resistant |
| Ambient temperature (operation) | -30 °C ... 105 °C (cable, fixed installation) |

Classifications

eCl@ss

| | |
|------------|----------|
| eCl@ss 4.0 | 27060306 |
| eCl@ss 4.1 | 27060306 |
| eCl@ss 5.0 | 27061801 |
| eCl@ss 5.1 | 27061801 |

Sensor/Actuator cable - SAC-4P-M8MS/ 2,0-542 BK - 1406203

Classifications

eCl@ss

| | |
|------------|----------|
| eCl@ss 6.0 | 27061801 |
| eCl@ss 7.0 | 27061801 |
| eCl@ss 8.0 | 27279218 |

ETIM

| | |
|----------|----------|
| ETIM 3.0 | EC001855 |
| ETIM 4.0 | EC001855 |
| ETIM 5.0 | EC001855 |

UNSPSC

| | |
|---------------|----------|
| UNSPSC 6.01 | 31251501 |
| UNSPSC 7.0901 | 31251501 |
| UNSPSC 11 | 31251501 |
| UNSPSC 12.01 | 31251501 |
| UNSPSC 13.2 | 31251501 |

Approvals

Approvals

Approvals

UL Listed / cUL Listed / cULus Listed

Ex Approvals

Approvals submitted

Approval details

| | |
|--------------------------------|-------|
| UL Listed | |
| Nominal current I _N | 4 A |
| Nominal voltage U _N | 125 V |

Sensor/Actuator cable - SAC-4P-M8MS/ 2,0-542 BK - 1406203

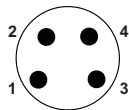
Approvals

| | |
|--------------------|-------|
| cUL Listed | |
| Nominal current IN | 4 A |
| Nominal voltage UN | 125 V |

| | |
|--------------|--|
| cULus Listed | |
|--------------|--|

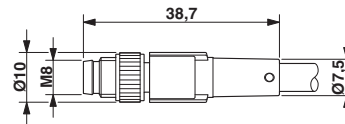
Drawings

Schematic diagram




Pin assignment M8 plug, 4-pos., view male side

Dimensional drawing



M8 x 1 male plug, straight version

Circuit diagram



Contact assignment of the M8 plug