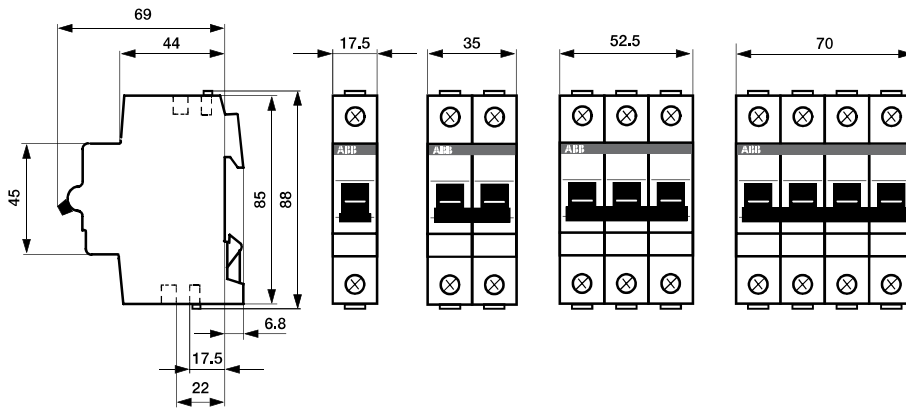
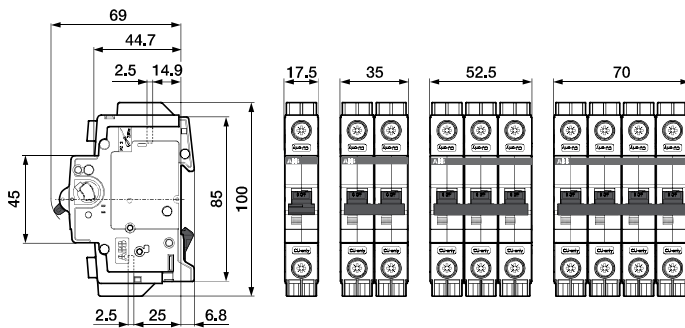


Approximate dimensions S200, S200P, S200PR UL 1077, CSA 22.2, No. 235

S200, S200P



S200PR



SU200PR Instructions for use

Ring Tongue Details

Only or ring cable lugs	Rated voltage 480V/277 V AC	Insulated only 	A max. 11.0 mm (0.43")	B max. 12.2 mm (0.48")	Suitable for M5 (0.20")
	Rated voltage 240/240 V AC	Insulated only 	A max. 14.0 mm (0.55")	B max. 12.2 mm (0.48")	Suitable for M5 (0.20")

CU only
 60/75°C
 (140/167°F)

PZ 2 Torque: 2.8 Nm (25lb-in)

max. 2.0 mm
 (0.08")

Ring Tongue Terminal, Special purpose - Not for general use

Installation Instructions

Please insert or withdraw the cable lug only when the screw is completely open.

Please make sure that the terminal screw penetrates the ring lug hole properly and completely during tightening.

Please ensure that the screw is securely tightened before applying any mechanical force on the cable / cable lug.

Do not apply abnormal downward pressure on the screw during tightening or loosening of the screw.

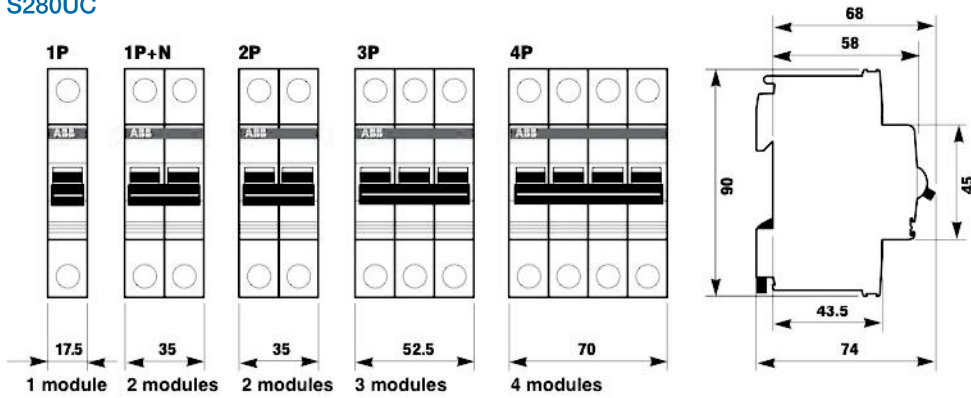
F = max. 30 N
F = Maximum to operate

Please follow the Ring Tongue Details on the rear of this sheet.

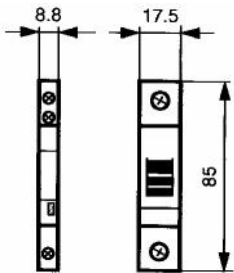
Approximate dimensions

S280UC, S2C-H6R, S2C-A...U
UL 1077, CSA 22.2, No. 235

S280UC



S2C-H6R, S2C-A... S2C



Addition of S2C-A...U

