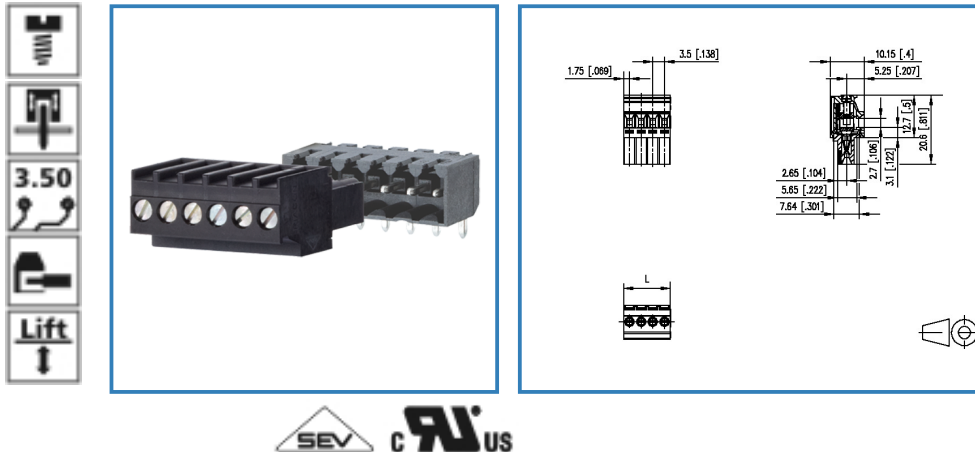


Data Sheet

RW043xxHBLC

Illustration



see enlarged drawing at the end of the document

Product specification

- screw type terminal block, pluggable
- centerline 3.50 mm, direction of connection 90°
- lift system, fittable without loss of poles
- color black
- with alternative face, wire entry uncodeable side perpendicular to plug direction
- Connection data

cRUUS V / A / AWG 300 / 10 / 28 - 16

SEV 10 A / 130 V / 2.5 kV / 3 / IEC 61984 / 0.08 - 1 mm²



Data Sheet

RW043xxHBLC

Page 2/4

P/N

315141xx

xx=number of poles



2013/12/05

Technical Data

General Data

Tightening torque SEV	0.25 Nm		
Tightening torque UL	2.2 lb-in		
min. number of poles	2		
max. number of poles	24		
Insulating material class	CTI 600		
clearance/creepage dist.	2.7 mm		
protection category	IP 20		
Overvoltage category	III	III	II
Pollution degree	3	2	2
Rated voltage	200 V	500 V	500 V
Rated test voltage	2.5 kV	2.5 kV	2.5 kV

Connection data

extended wiring UL	Erweiterter Leiteranschluss bis AWG 16 Volldraht.		
 V / A / AWG	300 / 10 / 28 - 16		
	10 A / 130 V / 2.5 kV / 3 / IEC 61984 / 0.08 - 1 mm ²		

Material

insulating material	PA66
flammability class	V0
terminal body material	CuZn
terminal body surface	Ni
screw surface	Zn Cr(VI)-frei/free
screw thread	M2

Climatic properties

upper limit temperature	105 °C
lower limit temperature	-40 °C

General

Tolerance	ISO 2768 -mH
-----------	--------------

Data Sheet

RW043xxHBLC

Page 3/4

P/N

315141xx

xx=number of poles

2013/12/05

Matching Part

P/N	Product name
315231	PW063xxHBBN Typ 523
315241	PW063xxVBBN Typ 524

Matching Part to

P/N	Product name
700268-01-0 (on request)	F_Kodier sw

Accessories

P/N	Product name
700268-01-0 (on request)	F_Kodier sw
700268-0132 (on request)	F_Kodier sw
700268-0194 (on request)	F_Kodier sw

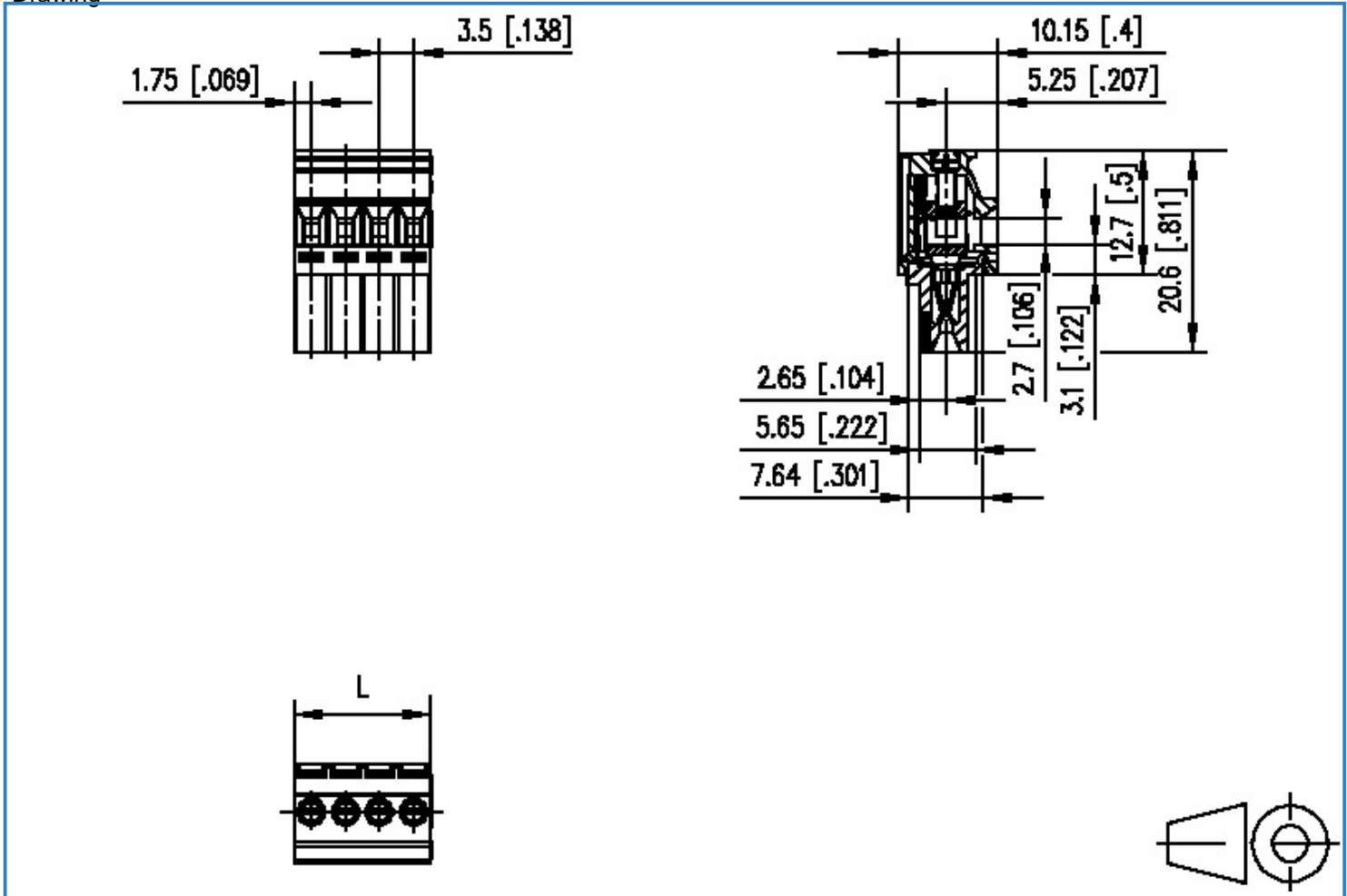


Data Sheet

RW043xxHBLC

Illustration

Drawing



$L = (\text{pole size} - 1) \times \text{centerline} + 3.5 [0.138]$

