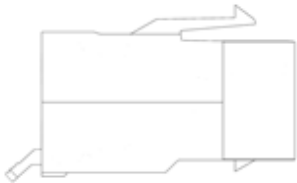
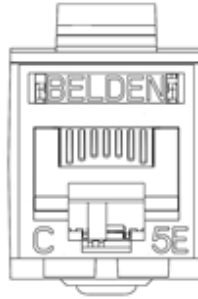
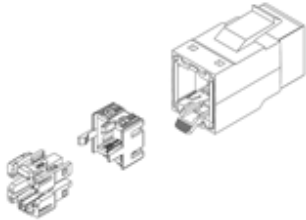


**RV5IJ2Uxx-S1 Modular Connectors - Industrial REVConnect Jack CAT5E UTP**

**Preview Document. Not Live Data.**

For more Information  
please call

1-800-Belden1



**Description**

Industrial REVConnect CAT5E UTP Modular Jack, T568 A/B, Single Pack

**Usage (Overall):**

|                       |   |
|-----------------------|---|
| Suitable Applications | 1200 System, TIA Category 5E, ISO Class D, 1GBASE-T                     |
| Related Parts         | Compatible with KeyConnect Faceplates, Adapters, Boxes and Patch Panels |

**Physical Characteristics (Connectivity):**

**Dimensions:**

Dimensions

| Height (in.) | Width (in.) | Depth (in.) |
|--------------|-------------|-------------|
| 0.940        | 0.640       | 1.337       |

**Materials:**

Materials

| Description      | Type       | Material   |
|------------------|------------|--|
| Front Connection | RJ45       | Copper Clad Flexible PCB, 50uin Gold plated contacts over Nickel |
| Rear Connection  | REVConnect | Copper alloy, Gold plated contacts over Nickel                   |
| Connector Body   | N/A        | PBT glass reinforced UL94V-0                                     |

**Color:**

Color: Almond, Black, Blue, Blue (TIA 606), Brown, Brown (TIA 606), Elec. White, Gray, Green, Green (TIA 606), Ivory, Orange, Orange (TIA 606), Purple, Purple (TIA 606), Red, Red (TIA 606), Yellow, Yellow (TIA 606)

**Wiring Scheme:**

Wiring Scheme: T568A/B

**Weight:**

Weight: 0.016 lbs.

**Packaging:**

Packaging: Individually packaged in a plastic bag.

**Mechanical Characteristics (Connectivity):**

**RV5IJ2Uxx-S1 Modular Connectors - Industrial REVConnect Jack CAT5E UTP**

| Footprint/Type  | KeyConnect                                |              |            |              |       |                  |            |      |                  |           |
|---|---|--------------|------------|--------------|-------|------------------|------------|------|------------------|-----------|
| Plug / Jack Compatibility   | RJ45, RJ11                                |              |            |              |       |                  |            |      |                  |           |
| Termination Interface   |   |              |            |              |       |                  |            |      |                  |           |
| <table border="1"> <thead> <tr> <th>Termination</th> <th>Connection</th> <th>Durabilities</th> </tr> </thead> <tbody> <tr> <td>Front</td> <td>Mated Connection</td> <td>750 cycles</td> </tr> <tr> <td>Rear</td> <td>Mated Connection</td> <td>20 cycles</td> </tr> </tbody> </table> |   | Termination  | Connection | Durabilities | Front | Mated Connection | 750 cycles | Rear | Mated Connection | 20 cycles |
| Termination   | Connection                                | Durabilities |            |              |       |                  |            |      |                  |           |
| Front   | Mated Connection                          | 750 cycles   |            |              |       |                  |            |      |                  |           |
| Rear  | Mated Connection                          | 20 cycles    |            |              |       |                  |            |      |                  |           |
| Cable/Connector Retention:  | 15 lbs.                                   |              |            |              |       |                  |            |      |                  |           |
| Connector/Hardware Retention:   | 20 lbs.                                   |              |            |              |       |                  |            |      |                  |           |
| Plug/Connector Retention:   | 11.250 lbs.                               |              |            |              |       |                  |            |      |                  |           |
| Storage Temperature Range   | -40°C To +70°C                            |              |            |              |       |                  |            |      |                  |           |
| Installation Temperature Range  | -40°C To +70°C                            |              |            |              |       |                  |            |      |                  |           |
| Operating Temperature Range   | -40°C To +70°C                            |              |            |              |       |                  |            |      |                  |           |
| Tool Compatibility  | REVConnect Termination Tool (p/n RVUTT01) |              |            |              |       |                  |            |      |                  |           |

**Applicable Specifications and Agency Compliance (Overall):**

**Applicable Standards & Environmental Programs:**

|                                      |  |
|--------------------------------------|--|
| UL Rating                            | UL94V-0  |
| IEEE Specification                   | Power Over Ethernet (PoE) IEEE 802.3at type 1 and 2 (up to 30W), IEEE802.3bt/D1.7 type 3 and 4 (up to 100W), CISCO UPOE (up to 60W), Power over HDBaseTTM (up to 100W) |
| EU Directive 2002/95/EC (RoHS)       | Yes  |
| EU RoHS Compliance Date (mm/dd/yyyy) | 07/01/2006   |
| MII Order #39 (China RoHS)           | EUP 50   |
| Telecommunications Standards         | Category 5e - TIA 568.C.2, Category 5 - ISO/IEC 11801:2002 Ed.2  |
| Safety Listing                       | c(UL)us Listed   |
| Other Specification                  | UL1863, IEC 60603-7, FCC part 68-F   |
| <b>Flame Test:</b>                   |  |
| UL Flame Test                        | UL2043 Air Handling Spaces   |
| <b>Suitability:</b>                  |  |
| Suitability - Indoor                 | Yes - Indoor   |

**Transmission Characteristics (Connectivity):**

Mated Connection Table 1

| Frequency (MHz) | Max. Insertion Loss TIA* (dB) | Max. Insertion Loss Belden** (dB) | Min. NEXT TIA* (dB) | Min. NEXT Belden** (dB) | Min. FEXT TIA* (dB) | Min. FEXT Belden** (dB) |
|-----------------|-------------------------------|-----------------------------------|---------------------|-------------------------|---------------------|-------------------------|
| 1.000           | 0.100                         | 0.100                             | 65.000              | 77.000                  | 65.000              | 77.000                  |
| 4.000           | 0.100                         | 0.100                             | 65.000              | 73.800                  | 63.100              | 74.800                  |
| 8.000           | 0.100                         | 0.100                             | 64.900              | 67.700                  | 57.000              | 68.700                  |
| 10.000          | 0.100                         | 0.100                             | 63.000              | 65.800                  | 55.100              | 66.800                  |
| 16.000          | 0.100                         | 0.100                             | 58.900              | 61.700                  | 51.000              | 62.700                  |
| 20.000          | 0.100                         | 0.100                             | 57.000              | 59.800                  | 49.100              | 60.800                  |
| 25.000          | 0.100                         | 0.100                             | 55.000              | 57.800                  | 47.100              | 58.800                  |
| 31.250          | 0.110                         | 0.100                             | 53.100              | 55.900                  | 45.200              | 56.900                  |
| 62.500          | 0.160                         | 0.120                             | 47.100              | 49.900                  | 39.200              | 50.900                  |
| 100.000         | 0.200                         | 0.160                             | 43.000              | 45.800                  | 35.100              | 46.800                  |
| 160.000         |                               | 0.210                             |                     | 41.700                  |                     | 42.700                  |

Mated Connection Table - Footnote

\* TIA/EIA-568-C.2 Category 5E Standard.

\*\* Worst-case performance for a CAT5E mated connection using CAT5E modular plugs

Mated Connection Table 2

**RV5IJ2Uxx-S1 Modular Connectors - Industrial REVConnect Jack CAT5E UTP**

| Frequency (MHz) | Min. Return Loss TIA* (dB) | Min. Return Loss Belden** (dB) | Min. Balanced TCL Belden** (dB) |
|-----------------|----------------------------|--------------------------------|---------------------------------|
| 1.000           | 30.000                     | 32.000                         | 42.000                          |
| 4.000           | 30.000                     | 32.000                         | 42.000                          |
| 8.000           | 30.000                     | 32.000                         | 42.000                          |
| 10.000          | 30.000                     | 32.000                         | 42.000                          |
| 16.000          | 30.000                     | 32.000                         | 42.000                          |
| 20.000          | 30.000                     | 32.000                         | 42.000                          |
| 25.000          | 30.000                     | 32.000                         | 42.000                          |
| 31.250          | 30.000                     | 32.000                         | 42.000                          |
| 62.500          | 24.000                     | 31.100                         | 36.100                          |
| 100.000         | 20.000                     | 27.000                         | 32.000                          |
| 160.000         |                            | 22.900                         | 27.900                          |

|                         |  |
|-------------------------|--|
| Dielectric Strength     | 1,000 V RMS @ 60 Hz for 1 minute (Signals to Ground) |
| Current Rating:         | 1.300 A  |
| Insulation Resistance   | 500 M-Ohm Minimum                                    |
| Max. Contact Resistance | 20 m-Ohm   |
| Termination Resistance  | 2.5 m-Ohm  |

**Notes (Overall):**

Notes Please see Installation Guide PX106876.

**Product Family:**

Part Number List

| Item Number  | Color       |
|--------------|-------------|
| RV5IJ2UBK-S1 | Black       |
| RV5IJ2UBL-S1 | Blue        |
| RV5IJ2UEW-S1 | Elec. White |
| RV5IJ2UOR-S1 | Orange      |
| RV5IJ2UTE-S1 | Teal        |

Revision Number: 0 Revision Date: 02-11-2019

© 2019 Belden, Inc  
All Rights Reserved.

Although Belden makes every reasonable effort to ensure their accuracy at the time of this publication, information and specifications described herein are subject to error or omission and to change without notice, and the listing of such information and specifications does not ensure product availability. Belden provides the information and specifications herein on an "AS IS" basis, with no representations or warranties, whether express, statutory or implied. In no event will Belden be liable for any damages (including consequential, indirect, incidental, special, punitive, or exemplary damages) whatsoever, even if Belden has been advised of the possibility of such damages, whether in an action under contract, negligence or any other theory, arising out of or in connection with the use, or inability to use, the information or specifications described herein. All sales of Belden products are subject to Belden's standard terms and conditions of sale. Belden believes this product to be in compliance with EU RoHS (Directive 2002/95/EC, 27-Jan-2003). Material manufactured prior to the compliance date may be in stock at Belden facilities and in our Distributor's inventory. The information provided in this Product Disclosure, and the identification of materials listed as reportable or restricted within the Product Disclosure, is correct to the best of Belden's knowledge, information, and belief at the date of its publication. The information provided in this Product Disclosure is designed only as a general guide for the safe handling, storage, and any other operation of the product itself or the one that it becomes a part of. This Product Disclosure is not to be considered a warranty or quality specification. Regulatory information is for guidance purposes only. Product users are responsible for determining the applicability of legislation and regulations based on their individual usage of the product.