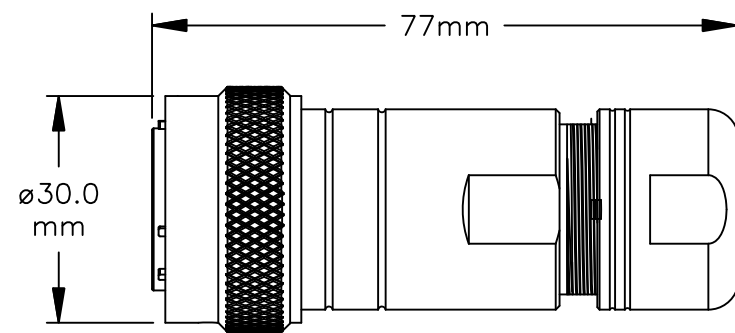
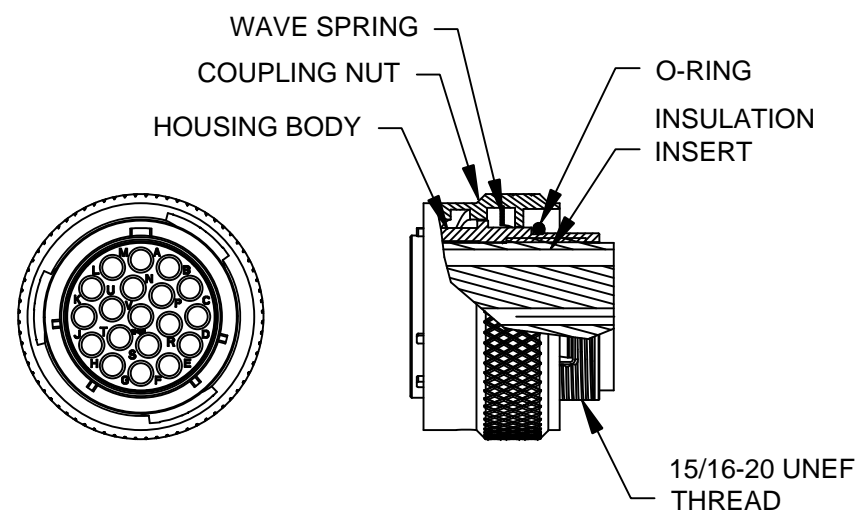


REVISIONS					
REV	ECD	DESCRIPTION	DATE	BY	APPR
01	-	RELEASE NEW DWG FORMAT	-	-	-



ASSEMBLED VIEW



NOTES:

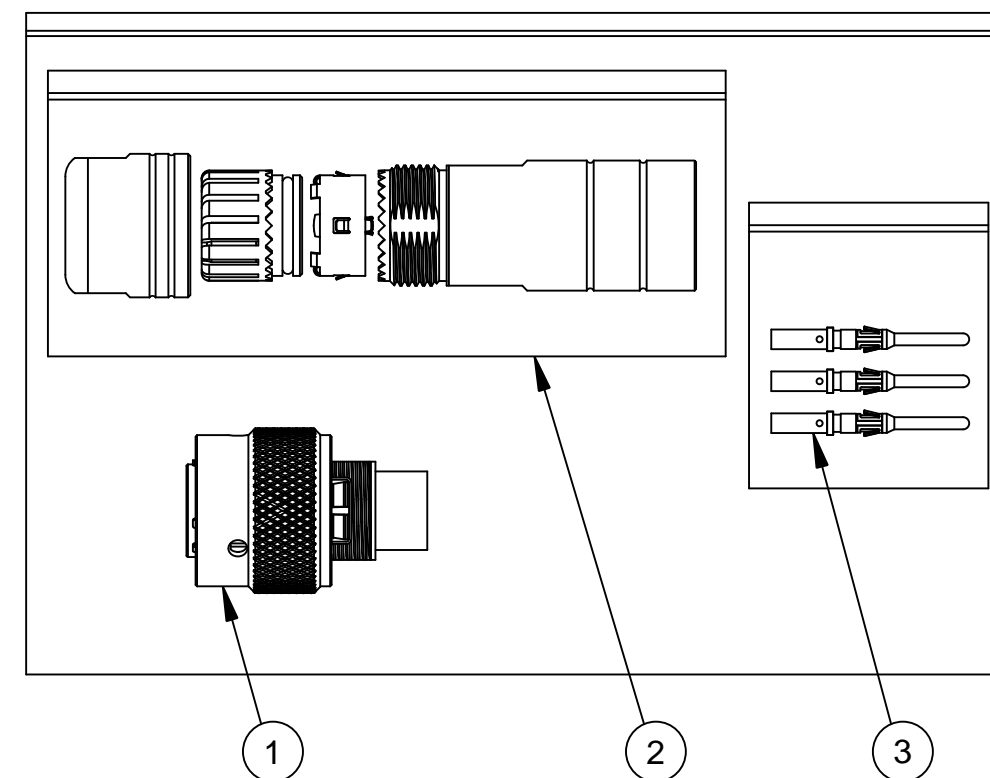
- 1) CORD GRIP RANGE: 3mm TO 6.5mm
- 2) CONTACT BARREL RANGE: 16AWG TO 18AWG
- 3) RECOMMENDED CRIMP TOOLS:
 HAND CRIMPER: MFX-3959
 PNEUMATIC CRIMPER: MFX-3960
- 4) EXTRACTION TOOL: QXRT16
- 5) MATERIALS:
 HOUSING BODY: ZINC DIE CAST, NICKEL PLATED
 COUPLING NUT: ALUMINUM ALLOY, NICKEL PLATED
 WAVE SPRING: STAINLESS STEEL
 INSULATION INSERT: PA66, UL94/V-0
 CONTACT: BRASS, GOLD FLASH PLATED
 SEAL AND O-RING: NBR (NITRILE BUTADIENE RUBBER)
- 6) ELECTRICAL DATA:
 a) CURRENT (MAX): 13A
 b) VOLTAGE (MAX): 250V AC/DC
 c) INSULATION RESISTANCE (MIN): 5000M OHMS
 d) TEST VOLTAGE (BETWEEN CONTACTS): 3050V

7) TECHNICAL DATA:

- a) TEMPERATURE RANGE: -40°C TO 105°C
- b) PROTECTION: IP67 (MATED CONDITION)
- c) MATING CYCLES: >500
- d) VIBRATION RESISTANCE PER MIL-STD-202 METHOD 204
- e) THERMAL SHOCK PER MIL-STD-202 METHOD 207
- f) 48 HOUR SALT SPRAY PER MIL-STD-202 METHOD 101

8) RoHS COMPLIANT

ILLUSTRATION: COMPLETE KIT



19	MP16M23F	CONTACT, PIN, SIZE 16	3
1	RT0L-16CG-S1	CORD GRIP	2
1	RT061619PNH	CONNECTOR	1
QUANTITY	PART NUMBER	DESCRIPTION	ITEM

MATERIALS LIST			
UNLESS OTHERWISE SPECIFIED		SIGNATURES	DATE
1) All dimensions are in metric(mm).		DRAWN: MRF	10SEP13
2) Tolerances are as follows:		CHECKED:	
1 PL DEC ±0.30	Fractions ±1/64	ENGINEER:	
2 PL DEC ±0.15	Angles ±1°	APPROVAL:	
3 PL DEC ±0.08		CUSTOMER:	
3) Note reference =		THIS DRAWING IS SUPPLIED FOR INFORMATION ONLY. DESIGN FEATURES, SPECIFICATIONS AND PERFORMANCE DATA SHOWN HEREON ARE THE PROPERTY OF THE AMPHENOL CORPORATION. NO RIGHTS OF REPRODUCTION ARE IMPLIED. ALL DIMENSIONS ARE SUBJECT TO NORMAL MANUFACTURING VARIATIONS.	
MATERIAL SPECIFICATIONS:		KIT, ECO-MATE	
PROCESS SPECIFICATIONS:		SIZE: B C-	DWG NO: RT061619PNH-K
NEXT ASSY:		SCALE: NONE	REVISION: 01
		SHEET 1 OF 1	

TITLE:

KIT, ECO-MATE

DWG NO:

REV: 01

SH: 1

DF: 1