


Master Type (K Fader)

RS□□K Series



Minimum lever wobble and high precision characteristics combined with good operational feel.

Rotary Potentiometers
Slide Potentiometers



Typical Specifications

Items	Specifications
Total resistance tolerance	±20%
Maximum operating voltage	350V AC, 20V DC
Operating force	0.1 to 0.6N
Operating life	100,000cycles
Operating temperature range	-10°C to +60°C

General-use

Mixer

Product Line

Number of resistor elements	Travel (mm)	Lever type	Length of lever (mm)	Type	Total resistance (kΩ)	Resistance taper	Minimum packing unit (pcs.)	Products No.	Drawing No.
Single-unit	60	9-T (T-Bar)	8.2	Standard type	10	15A	100	RS60K11A9010	1
	100							RSA0K11A901L	2
Dual-unit		1	12					RSA0K12A1013	3

Packing Specifications

Bulk

Travel (mm)	Number of packages (pcs.)		Export package measurements (mm)
	1 case /Japan	1 case /export packing	
60	50	100	292×520×190
100	50	100	370×520×201

Notes

1. Products other than those listed in above products are also available. Please contact us for details.
2. Please place purchase orders per minimum order unit N (integer).

Refer to P.447 for product varieties.
Refer to P.447 for details of lever types.
Refer to P.447, 448, 470 for resistance taper.

Rotary Potentiometers
Slide Potentiometers

General-use
Mixer

Dimensions Unit:mm

No.	Style	
1		
2		
3		

Product Varieties

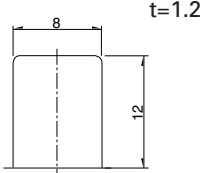
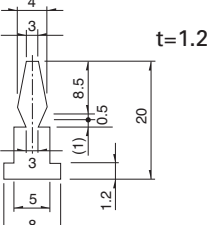
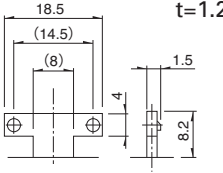
In addition to the recommended products, the following specifications can also be accommodated.

Specifications

Type		Travel (mm)	Terminal style		Operating force	Sliding life	Micro switch
Standard type	Single-unit	60/100	Lead type		0.1 to 0.6N	100,000 cycles	Available (100mm only)
	Dual-unit				0.1 to 0.7N		
CP type	Single-unit		Connector type	JST S4B-EH	0.05 to 0.35N	300,000 cycles	
	Dual-unit			JST S9B-EH	0.1 to 0.5N		

Lever Types

Unit:mm

Configuration code	1	4	9-T (T-Bar)
Dimensions			

Total Resistance Variety

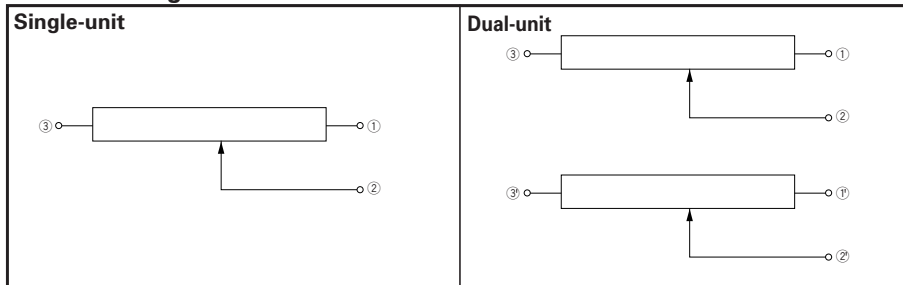
Total resistance (kΩ)	10※	50	100

※CP type:Only 10 kΩ

Resistance Taper

Resistance taper	15A	1B

Circuit Diagram



Notes

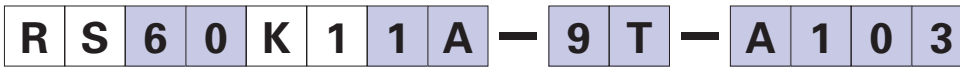
1. marked are specifications recommended by ALPS.
2. Products other than those listed in the above list are also available. Please contact us for details.

Refer to P.448, 470 for resistance taper.

Orders Other Than Recommended Products

When ordering product varieties that are not listed in the Product Line, please specify by referring to the below example.

Sample Part Number



Travel

60	60mm
A0	100mm

Number of resistor elements

Single-unit	1
Dual-unit	2

Resistor element type, and presence of micro switch.

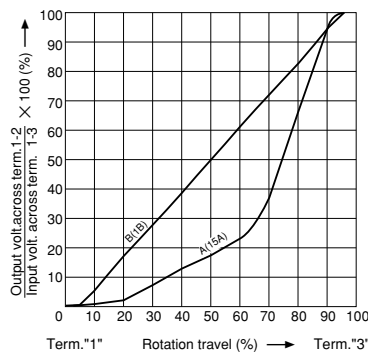
Code	Resistor elements Standard type	Code	Resistor elements CP type
A	Without micro switch	K	Without micro switch
B	With micro switch	L	With micro switch

Type of operation unit

Code	Configuration code
01	1
04	4
9T	9-T(T-Bar)

Resistance taper

Code	Resistance taper
A	15A
B	1B



Total resistance

Code	Total resistance (kΩ)	Code	Total resistance (kΩ)
103	10	104	100
503	50		

※CP type: Supports 10 kΩ only.

Note

marked are specifications recommended by ALPS.







Rotary Potentiometers

Slide Potentiometers

General-use

Mixer

List of Varieties

Item	Master type		Low-profile master type				Motor-driven master type					
	RS□□K□□		RS□□N1		RS□□N11S		RS6011□P		RSA0K1□V		RS□□N1□M	
Photo												
Outlined specifications	Travel (mm)		60 100				60		100		60 100	
	Number of resistor elements		Single-unit	Dual-unit	Single-unit	Dual-unit	Single-unit		Dual-unit	Single-unit		Dual-unit
Electrical Performance	Total resistance (kΩ)		10, 50, 100		RS□□N1 : 10, 50, 100, 250 RS□□N11S : 10, 50, 100, 250 RS6011□P : 10, 20, 50				RS□□N1□M : 10, 50, 100, 250 RSA0K1□V : 10			
	Resistance taper		15A, 1B		RS□□N1 : 15A, 1B, 10A RS□□N1□S : 15A, 1B, 10A RS6011□P : 15A, 1B, 10A				Single-unit : 1B Dual-unit : Servo 1B Audio 15A, 1B, 10A			
Mechanical Performance	Operating force		Standard : 0.1 to 0.6N		RS□□N1□ Single-unit : 0.05 to 0.8N Dual-unit : 0.05 to 0.9N RS6011□P 0.1 to 2.0N RS□□N11S 0.05 to 0.8N				RS□□N1□M 0.3 to 1.3N RSA0K1□V, Single-unit : 0.15 to 0.65N Dual-unit : 0.25 to 0.9N			
	Stopper strength		100N									
	Lever push-pull strength		100N		50N							
	Lever deviation (mm) ※Both Side		$\frac{2(2 \times L)}{25}$									
	Lever deviation		0.5mm max. (One side)									
Soldering	Manual soldering		350°C max. 3s max.									
	Dip soldering		—		260°C max. 5s max. RS□□N1□M (Lead type), RSA0K1□V : not available							
Environmental Performance	Cold		-30±2°C for 96h									
	Dry heat		70±2°C for 240h									
	Damp heat		40±2°C, 90 to 95%RH for 96h									
Page		445		449		453		456		459		

Rotary Potentiometers

Slide Potentiometers

General-use

Mixer

● Slide Volume Control Operations Cautions.....465, 466

Notes

- Attenuation is specified for residual resistance.
- "L" in the "Lever Wobble" column of the above table indicates the length of lever.
- Products other than those listed in the above list are also available. Please contact us for details.