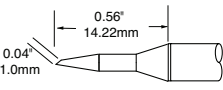
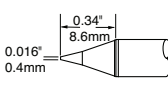
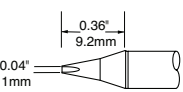
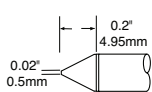
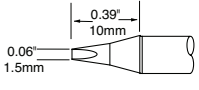
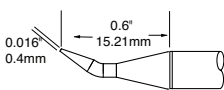
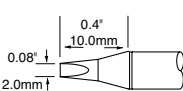
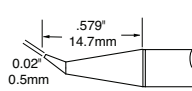
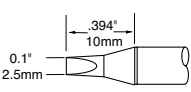
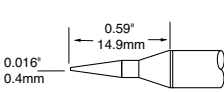
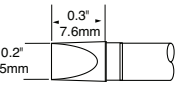

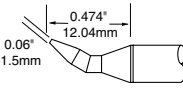
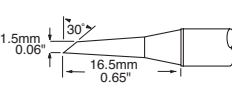
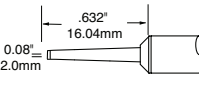
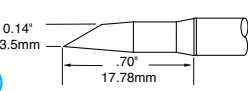
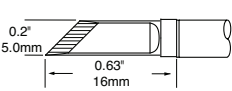


Soldering Cartridges

for MFR-SRC System and MFR-HSR Hand-piece



	SFP-BVL10 Bevel Cartridge 60° 1.0mm (.04")		SFP-CN04 Chisel Cartridge 30° Bent 1.5mm (.06")
	SFP-CH10 Chisel Cartridge 30° 1.0mm (.04")		SFP-CN05 Conical Cartridge 0.5mm (.02")
	SFP-CH15 Chisel Cartridge 30° 1.5mm (.06")		SFP-CNB04 Conical Cartridge Bent 0.4mm (.016")
	SFP-CH20 Chisel Cartridge 30° 2.0mm (.08")		SFP-CNB05 Conical Cartridge Bent 0.5mm (.02")
	SFP-CH25 Chisel Cartridge 30° 2.5mm (.10")		SFP-CNL04 Conical Cartridge Long Reach 0.4mm (.016")
	SFP-CH50 Chisel Cartridge 30° 5.0mm (.20")		SFP-DRH05 Drag Soldering Cartridge Hook, 0.5mm (.02")
	SFP-CHB15 Chisel Cartridge 30° Bent 1.5mm (.06")		SFP-DRH15 Drag Soldering Cartridge Hoof, 1.5mm (.06")
	SFP-CHL20 Chisel Cartridge 60° Long Reach 1.57mm (.062")		SFP-DRH35 Drag Soldering Cartridge Hook, 3.5mm (.14")
			SFP-DRK50 Drag Soldering Cartridge Knife, 5.0mm (.20")

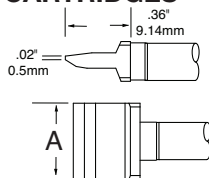
The second digit denotes substrate material (damage tolerance). **F**= FR4 / Glass Fiber, for most standard applications. Two other series are also available, just replace F with either T or C. **T** = Temperature Sensitive, **C** = Ceramic

Rework Cartridges

for MFR-SRC System and MFR-HSR Hand-piece

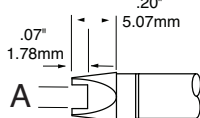


BLADE CARTRIDGES



Part No.	Description	A
RFP-BL1	Blade Cartridges	10mm (.4")
RFP-BL2	Blade Cartridges	16mm (.63")
RFP-BL3	Blade Cartridges	22mm (.87")

SLOT CARTRIDGES



Part No.	SMT TYPE	A
RFP-SL1	0805 Chip Package	2.34mm (.092")
RFP-SL2	1206 Chip Package	3.48mm (.137")

The second digit denotes substrate material (damage tolerance). **F**= FR4 / Glass Fiber, for most standard applications. Also available in C Series, **C** = Ceramic