

Type RALR Resettable Fuse (PTC's) Battery Strap



www.optifuse.com (619) 593-5050

Application:

- Rechargeable battery packs
- Lithium cell and battery packs

Product Features:

Low profile, Solid State

Operation Current: 1.9A ~ 7.3A

Maximum Voltage: 15V & 20VDC

Temperature Range: -40°C to 85°C

Agency Standards and Listings:



Note: C-UL pending for RALR-450 ~ RALR-730

Electrical Characteristics (23°C)

Part Number	Hold Current	Trip Current	Rated Voltage	Max Current	Typical Power	Resistance Tolerance		
	I_H, A	I_T, A	V_{MAX}, Vdc	I_{MAX}, A	Pd, W	R_{MIN} Ω	R_{MAX} Ω	$R1_{MAX}$ Ω
RALR-190	1.9	3.9	15	100	1.2	0.039	0.072	0.102
RALR-260	2.6	5.8	15	100	2.5	0.020	0.042	0.063
RALR-380	3.8	8.3	15	100	2.5	0.013	0.026	0.037
RALR-450	4.5	8.9	20	100	2.5	0.011	0.020	0.028
RALR-550	5.5	10.5	20	100	2.8	0.009	0.016	0.022
RALR-600	6.0	11.7	20	100	2.8	0.007	0.014	0.019
RALR-730	7.3	14.1	20	100	3.3	0.006	0.012	0.015

I_H = **Hold Current** – Maximum current at which the device will not trip at 23°C still air.

I_T = **Trip Current** – Minimum current at which the device will always trip at 23°C still air.

V_{MAX} = Maximum voltage device can withstand without damage at it's rated current.

I_{MAX} = Maximum fault current device can withstand without damage at rated voltage (V max).

Pd = Maximum power dissipated from device when in the tripped state in 23°C still air environment.

R_{MIN} = Minimum device resistance at 23°C.

$R1_{MAX}$ = Maximum device resistance at 23°C, 1 hour after tripping.

Physical Specifications:

Lead Material: 0.13mm nominal thickness, quarter hard nickel

Insulating Material: Polyester tape

Note: All specifications subject to change without notice.

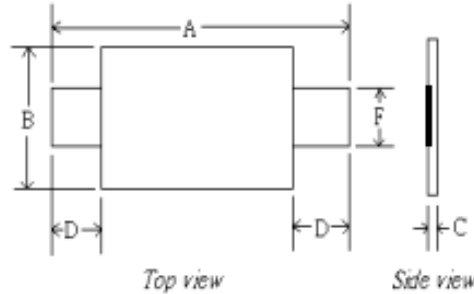
Rev B 11/2012 - Page: 1/3
Code F01-01H

Type RALR Resettable Fuse (PTC's) Battery Strap



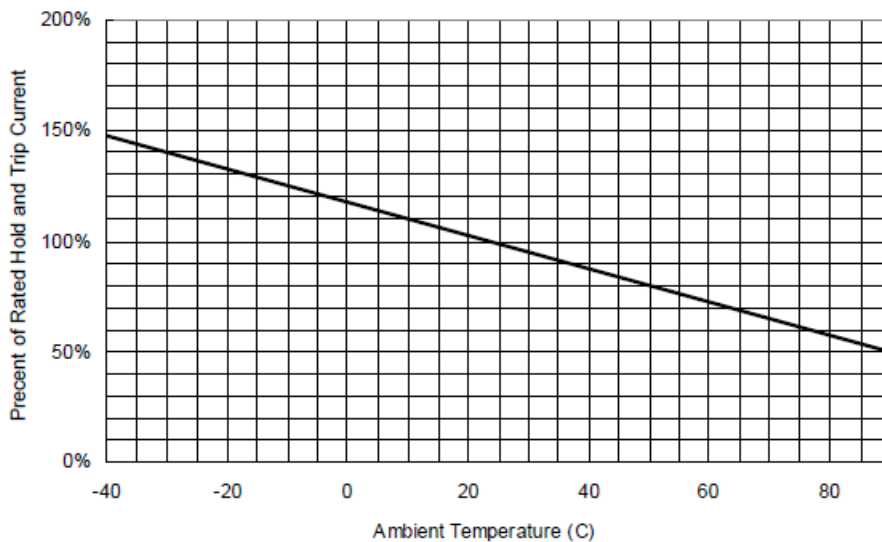
www.optifuse.com (619) 593-5050

RALR Product Dimensions (millimeters)



Part Number	A		B		C		D		F	
	Min	Max	Min	Max	Min	Max	Min	Max	Min	Max
RALR-190	19.9	22.1	4.9	5.5	0.6	1.0	5.5	7.5	3.9	4.1
RALR-260	20.9	23.1	4.9	5.5	0.6	1.0	4.1	5.5	3.9	4.1
RALR-380	24.0	26.0	6.9	7.5	0.6	1.0	4.1	5.5	4.9	5.1
RALR-450	24.0	26.0	9.9	10.5	0.6	1.0	5.3	6.7	5.9	6.1
RALR-550	35.0	37.0	6.9	7.5	0.6	1.0	5.3	6.7	4.9	5.1
RALR-600	24.0	26.0	13.9	14.5	0.6	1.0	4.1	5.5	5.9	6.1
RALR-730	27.1	29.1	13.9	14.5	0.6	1.0	4.1	5.5	5.9	6.1

Thermal Derating Curve – RALR Series



Note: All specifications subject to change without notice.

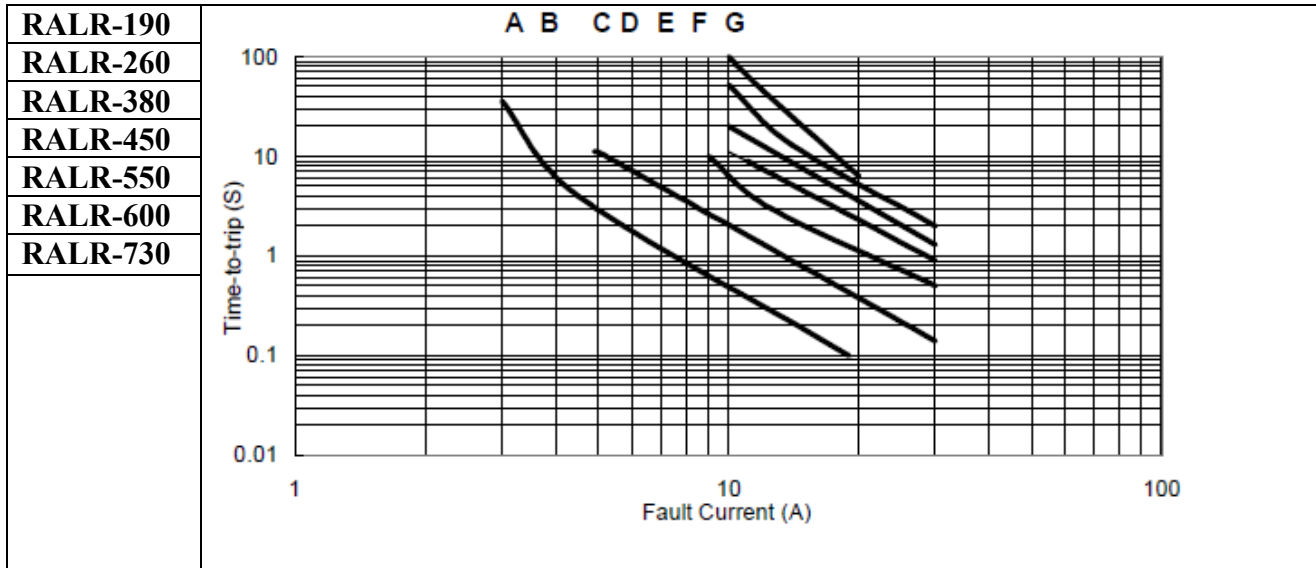
Rev B 11/2012 - Page: 2/3
Code F01-01H

Type RALR Resettable Fuse (PTC's) Battery Strap



www.optifuse.com (619) 593-5050

Typical Time-To-Trip at 23°C



Standard Package

Part Number	Pcs/Bag
RALR-190	1K
RALR-260	1K
RALR-380	1K
RALR-450	500
RALR-550	500
RALR-600	500
RALR-730	500

<p>Warning:</p>	<p>-Operation beyond the specified maximum ratings or improper use may result in damage and possible electrical arcing and/or flame.</p> <p>-PPTC device are intended for occasional overcurrent protection. Application for repeated overcurrent condition and/or prolonged trip are not anticipated.</p> <p>-Avoid contact of PPTC device with chemical solvent. Prolonged contact will damage the device performance.</p>
------------------------	--

Note: All specifications subject to change without notice.

Rev B 11/2012 - Page: 3/3
Code F01-01H