

DC/DC converters - QUINT-PS/48DC/24DC/ 5 - 2320144

Please be informed that the data shown in this PDF Document is generated from our Online Catalog. Please find the complete data in the user's documentation. Our General Terms of Use for Downloads are valid (<http://phoenixcontact.com/download>)



Primary-switched QUINT DC/DC converter for DIN rail mounting with SFB (Selective Fuse Breaking) Technology, input: 48 V DC, output: 24 V DC/5 A

Product Description

QUINT DC/DC converter with maximum functionality

DC/DC converters alter the voltage level, regenerate the voltage at the end of long cables or enable the creation of independent supply systems by means of electrical isolation.

QUINT DC/DC converters magnetically and therefore quickly trip circuit breakers with six times the nominal current, for selective and therefore cost-effective system protection. The high level of system availability is additionally ensured, thanks to preventive function monitoring, as it reports critical operating states before errors occur.

Product Features

- Reliable starting of difficult loads, thanks to the static POWER BOOST power reserve with up to 125% nominal current permanently
- Preventive function monitoring indicates critical operating states before errors occur
- Constant voltage: output voltage regenerated even at the end of long cables
- Support conversion to various voltage levels
- Electrical isolation: for setting up independent supply systems



Key Commercial Data

Packing unit	1 pc
Weight per Piece (excluding packing)	858.8 g
Custom tariff number	85044030
Country of origin	China

Technical data

Dimensions

Width	32 mm
Height	130 mm

DC/DC converters - QUINT-PS/48DC/24DC/ 5 - 2320144

Technical data

Dimensions

Depth	125 mm
Width with alternative assembly	122 mm
Height with alternative assembly	130 mm
Depth with alternative assembly	35 mm

Ambient conditions

Degree of protection	IP20
Ambient temperature (operation)	-25 °C ... 70 °C (> 60 °C Derating: 2,5 %/K)
Ambient temperature (storage/transport)	-40 °C ... 85 °C
Max. permissible relative humidity (operation)	≤ 95 % (at 25 °C, non-condensing)
Noise immunity	EN 61000-6-2:2005

Input data

Nominal input voltage range	48 V DC
Input voltage range	30 V DC ... 60 V DC
Current consumption	3.5 A (48 V DC)
Inrush surge current	< 5 A (typical)
Power failure bypass	> 14 ms (48 V DC)
Input fuse	10 A (slow-blow, internal)
Choice of suitable circuit breakers	10 A ... 16 A (Characteristics B, C, D, K)
Type of protection	Transient surge protection
Protective circuit/component	Varistor

Output data

Nominal output voltage	24 V DC ±1 %
Setting range of the output voltage (U_{Set})	18 V DC ... 29.5 V DC (> 24 V DC, constant capacity restricted)
Nominal output current (I_N)	5 A (-25 °C ... 60 °C)
POWER BOOST (I_{Boost})	6.25 A (-25 °C ... 40 °C permanent, $U_{OUT} = 24$ V DC)
Selective Fuse Breaking (I_{SFB})	30 A (12 ms)
Derating	60 °C ... 70 °C (2.5%/K)
Connection in parallel	Yes, for redundancy and increased capacity
Connection in series	Yes
Max. capacitive load	Unlimited
Active current limitation	Approximately 6.9 A
Control deviation	< 1 % (change in load, static 10 % ... 90 %)
	< 2 % (change in load, dynamic 10 % ... 90 %)
	< 0.1 % (change in input voltage ±10 %)
Residual ripple	< 25 mV _{PP}
Peak switching voltages nominal load	< 5 mV _{PP} (20 MHz)

DC/DC converters - QUINT-PS/48DC/24DC/ 5 - 2320144

Technical data

Output data

Maximum power dissipation in no-load condition	2.7 W
Power loss nominal load max.	11 W

General

Net weight	0.7 kg
Efficiency	> 91.5 %
Insulation voltage input/output	1.5 kV (type test) 1 kV (routine test)
Protection class	III > 995000 h (40°C)
Mounting position	horizontal DIN rail NS 35, EN 60715
Assembly instructions	Alignable: 5 mm horizontally, 15 mm next to active components, 50 mm vertically

Connection data, input

Connection method	Pluggable screw connection
Conductor cross section solid min.	0.2 mm ²
Conductor cross section solid max.	2.5 mm ²
Conductor cross section flexible min.	0.2 mm ²
Conductor cross section flexible max.	2.5 mm ²
Conductor cross section AWG min.	24
Conductor cross section AWG max.	12
Stripping length	8 mm
Screw thread	M3

Connection data, output

Connection method	Pluggable screw connection
Conductor cross section solid min.	0.2 mm ²
Conductor cross section solid max.	2.5 mm ²
Conductor cross section flexible min.	0.2 mm ²
Conductor cross section flexible max.	2.5 mm ²
Conductor cross section AWG min.	24
Conductor cross section AWG max.	12
Stripping length	7 mm
Screw thread	M3

Connection data for signaling

Conductor cross section solid min.	0.2 mm ²
Conductor cross section solid max.	2.5 mm ²
Conductor cross section flexible min.	0.2 mm ²

DC/DC converters - QUINT-PS/48DC/24DC/ 5 - 2320144

Technical data

Connection data for signaling

Conductor cross section flexible max.	2.5 mm ²
Conductor cross section AWG min.	24
Conductor cross section AWG max.	12
Screw thread	M3

Standards and Regulations

Electromagnetic compatibility	Conformance with EMC Directive 2004/108/EC
Shock	30g in each direction, according to IEC 60068-2-27
Noise immunity	EN 61000-6-2:2005
Connection in acc. with standard	CUL
Standards/regulations	EN 61000-4-3
	EN 61000-4-4
	EN 61000-4-6
Standard – Electrical equipment of machines	EN 60204-1
Standard - Electrical safety	EN 60950-1/VDE 0805 (SELV)
Standard – Electronic equipment for use in electrical power installations and their assembly into electrical power installations	EN 50178/VDE 0160 (PELV)
Standard – Safety extra-low voltage	EN 60950-1 (SELV)
	EN 60204-1 (PELV)
Standard - Safe isolation	DIN VDE 0100-410
UL approvals	UL/C-UL listed UL 508
	UL/C-UL Recognized UL 60950
	UL ANSI/ISA-12.12.01 Class I, Division 2, Groups A, B, C, D (Hazardous Location)
Vibration (operation)	< 15 Hz, amplitude ±2.5 mm (according to IEC 60068-2-6)
Rail applications	EN 50121-4

Classifications

eCl@ss

eCl@ss 4.0	27250311
eCl@ss 4.1	27250311
eCl@ss 5.0	27242213
eCl@ss 5.1	27210901
eCl@ss 6.0	27210901
eCl@ss 7.0	27210901
eCl@ss 8.0	27210901

DC/DC converters - QUINT-PS/48DC/24DC/ 5 - 2320144

Classifications

ETIM

ETIM 4.0	EC002540
ETIM 5.0	EC002046

UNSPSC

UNSPSC 6.01	30211502
UNSPSC 7.0901	39121004
UNSPSC 11	39121004
UNSPSC 12.01	39121004
UNSPSC 13.2	39121004

Approvals

Approvals

Approvals


UL Recognized / UL Listed / cUL Recognized / cUL Listed / IEC/CEB Scheme / GL / EAC / LR / RINA / NK / BV / DNV / ABS / EAC / ABS / cULus Recognized / cULus Listed


Ex Approvals


UL Listed / cUL Listed / cULus Listed

Approvals submitted

Approval details

UL Recognized 

UL Listed 

cUL Recognized 

DC/DC converters - QUINT-PS/48DC/24DC/ 5 - 2320144

Approvals

cUL Listed

IECEE CB Scheme

GL

EAC

LR

RINA

NK

BV

DNV

mm ² /AWG/kcmil	4
Nominal current I _N	15 A
Nominal voltage U _N	750 V

ABS

EAC

ABS

cULus Recognized

DC/DC converters - QUINT-PS/48DC/24DC/ 5 - 2320144

Approvals



Drawings

Block diagram

