

## Feed-through terminal block - QTC 1,5-TWIN - 3205048

Please be informed that the data shown in this PDF Document is generated from our Online Catalog. Please find the complete data in the user's documentation. Our General Terms of Use for Downloads are valid (<http://phoenixcontact.com/download>)



Feed-through terminal block, Connection method: Quick connection, Cross section: 0.25 mm<sup>2</sup> - 1.5 mm<sup>2</sup>, AWG: 24 - 16, Width: 5.2 mm, Color: gray, Mounting type: NS 35/7,5, NS 35/7,5

### Product Features

- Compact design
- Tested for railway applications



### Key Commercial Data

Packing unit	1 pc
Weight per Piece (excluding packing)	11.728 g
Custom tariff number	85369010
Country of origin	China

### Technical data

#### General

Number of levels	1
Number of connections	3
Nominal cross section	1.5 mm <sup>2</sup>
Color	gray
Insulating material	PA
Flammability rating according to UL 94	V0
Area of application	Railway industry
	Machine building
	Plant engineering
	Process industry
Rated surge voltage	8 kV

## Feed-through terminal block - QTC 1,5-TWIN - 3205048

### Technical data

#### General

Degree of pollution	3
Overvoltage category	III
Insulating material group	I
Ambient temperature (actuation)	-10 °C ... 90 °C
Connection in acc. with standard	IEC 60947-7-1
Maximum load current	17.5 A (In case of a 1.5 mm <sup>2</sup> conductor cross section, the maximum load current must not be exceeded by the total current of all connected conductors.)
Nominal current I <sub>N</sub>	17.5 A (with 1.5 mm <sup>2</sup> conductor cross section)
Nominal voltage U <sub>N</sub>	800 V
Open side panel	Yes

#### Dimensions

Width	5.2 mm
End cover width	2.2 mm
Length	76.4 mm
Height NS 35/7,5	39.3 mm
Height NS 35/15	46.8 mm

#### Connection data

Connection method	Quick connection
Connection in acc. with standard	IEC 60947-7-1
Conductor cross section solid min.	0.25 mm <sup>2</sup>
Conductor cross section solid max.	1.5 mm <sup>2</sup>
Conductor cross section AWG min.	24
Conductor cross section AWG max.	16
Conductor cross section flexible min.	0.25 mm <sup>2</sup>
Conductor cross section flexible max.	1.5 mm <sup>2</sup>
Min. AWG conductor cross section, flexible	24
Max. AWG conductor cross section, flexible	16
Connection in acc. with standard	IEC/EN 60079-7
Conductor cross section solid min.	0.25 mm <sup>2</sup>
Conductor cross section solid max.	1.5 mm <sup>2</sup>
Conductor cross section AWG min.	24
Conductor cross section AWG max.	16
Conductor cross section flexible min.	0.25 mm <sup>2</sup>
Conductor cross section flexible max.	1.5 mm <sup>2</sup>
Material wire insulation	PVC / PE
Structure of individual litz in acc. with VDE 0295 / smallest wire diameter	VDE 0295 Cl.1-5

# Feed-through terminal block - QTC 1,5-TWIN - 3205048

## Technical data

### Connection data

Max. wire diameter incl. insulation	3 mm
-------------------------------------	------

### Standards and Regulations

Connection in acc. with standard	CSA
	IEC 60947-7-1
Flammability rating according to UL 94	V0

## Classifications

### eCl@ss

eCl@ss 4.0	27141130
eCl@ss 4.1	27141130
eCl@ss 5.0	27141130
eCl@ss 5.1	27141130
eCl@ss 6.0	27141120
eCl@ss 7.0	27141120
eCl@ss 8.0	27141120
eCl@ss 9.0	27141120

### ETIM

ETIM 2.0	EC000897
ETIM 3.0	EC000897
ETIM 4.0	EC000897
ETIM 5.0	EC000897

### UNSPSC

UNSPSC 6.01	30211811
UNSPSC 7.0901	39121410
UNSPSC 11	39121410
UNSPSC 12.01	39121410
UNSPSC 13.2	39121410

## Approvals

### Approvals

---

### Approvals

CSA / UL Recognized / cUL Recognized / LR / GL / BV / DNV / ABS / KR / NK / EAC / EAC / cULus Recognized

# Feed-through terminal block - QTC 1,5-TWIN - 3205048


## Approvals


Ex Approvals


IECEX / ATEX / EAC Ex

Approvals submitted

## Approval details

CSA 		
	B	C
mm <sup>2</sup> /AWG/kcmil	24-16	24-16
Nominal current I <sub>N</sub>	10 A	10 A
Nominal voltage U <sub>N</sub>	600 V	600 V

UL Recognized 		
	B	C
mm <sup>2</sup> /AWG/kcmil	24-16	24-16
Nominal current I <sub>N</sub>	10 A	10 A
Nominal voltage U <sub>N</sub>	600 V	600 V

cUL Recognized 		
	B	C
mm <sup>2</sup> /AWG/kcmil	24-16	24-16
Nominal current I <sub>N</sub>	10 A	10 A
Nominal voltage U <sub>N</sub>	600 V	600 V

LR

GL

BV

## Feed-through terminal block - QTC 1,5-TWIN - 3205048

### Approvals

DNV


ABS

KR

NK

EAC

EAC

cULus Recognized  US

### Drawings

Circuit diagram

