

# QCL Series

## HC-49/U-S (Short)



### Features

- High reliability and Low Cost
- Tight stability and extended temperature
- Proven resistance welded metal package

### Applications

- Computers, modems and communications
- Microprocessors

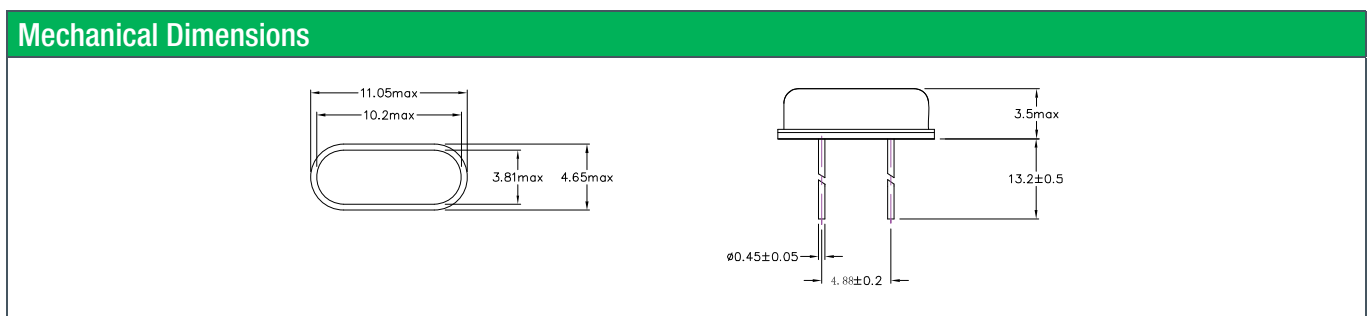
General Specifications		
Frequency Range	3.200 to 70.000MHz	
Mode of Oscillation	Fundamental	3.200 to 32.768MHz
	Third Overtone	24.576 to 70.000MHz
Frequency Tolerance at 25°C	±10 to ±30ppm (±30ppm standard)	
Frequency Stability over Temperature Range	See Stability vs. Temperature Table	
Storage Temperature	-55 to +125°C	
Aging per Year	±3ppm max.	
Load Capacitance $C_L$	10 to 32pF and Series Resonance	
Shunt Capacitance $C_0$	7.0pF	
Equivalent Series Resistance (ESR)	See ESR Table	
Drive Level	1.0mW max.	
Insulation Resistance ( $M\Omega$ )	500 at 100Vdc ±15Vdc	

Equivalent Series Resistance (ESR)		
Frequency Range - MHz	$\Omega$ max.	Mode of Operation
3.200 to 3.500	300	Fundamental
3.510 to 3.999	200	
4.000 to 5.999	120	
6.000 to 7.999	80	
8.000 to 9.999	60	
10.000 to 15.999	50	
16.000 to 32.768	40	Fundamental - Third Overtone
24.576 to 70.000	80	

Frequency Stability vs. Temperature					
Operating Temperature	±10ppm	±20ppm	±30ppm	±50ppm	±100ppm
-20 to +70°C	○	○	○	○	○
-40 to +85°C	○*	○	○	●	○

\*Operating Temperature -30 to +85°C

● standard ○ available



### Part Numbering Guide

Qantek Code	Package	Nominal Frequency (in MHz)	Vibration Mode	Load Capacitance	Operating Temperature Range	Frequency Tolerance	Frequency Stability	Automotive Indicator	Packaging
Q = Qantek	CL = HC-49/U-S (Short)	7 digits including the decimal point (f.i.e. 12.0000)	F = AT-Fund	S = Series 08 = 8pF <b>12 = 12pF</b> 18 = 18pF 20 = 20pF etc.	A = -20 to +70°C <b>B = -40 to +85°C</b>	1 = ±10ppm 2 = ±20ppm <b>3 = ±30ppm</b> 5 = ±50ppm 0 = ±100ppm	1 = ±10ppm 2 = ±20ppm 3 = ±30ppm <b>5 = ±50ppm</b> 0 = ±100ppm	not available	B = bulk R = 1000pcs Tape&Reel

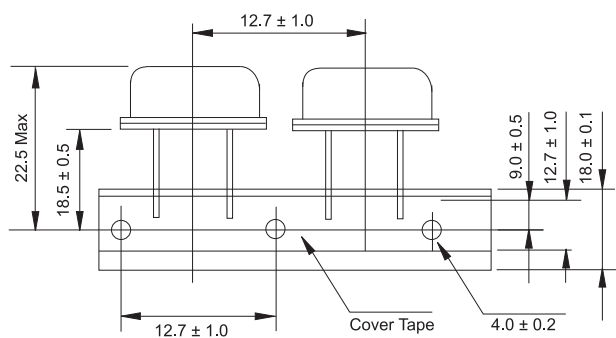
Example: QCL12.0000F18B35B bold letters = recommended standard specification



**QANTEK Technology Corporation**  
 Phone: +1 877-227-0440 (tollfree)  
 Fax: +1 877-227-0440 (tollfree)

www.qantek.com  
 info@qantek.com

### Tape Dimensions



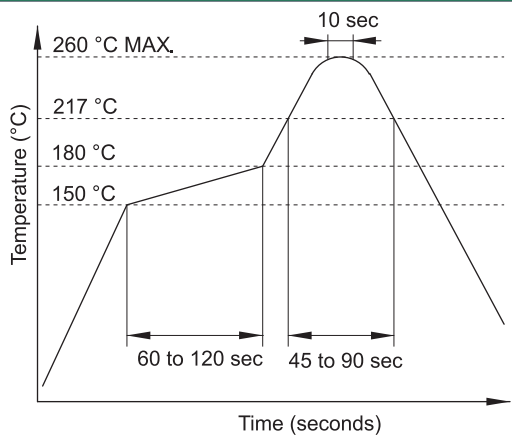
### Marking Code Guide

Contains frequency, Qantek manufacturing code, production code (month and year) and load capacitance.

Month Codes				Year Codes						Load Capacitance Code in pF			
January	A	July	G	2010	0	2011	1	2012	2	pF	PN Code	pF	PN Code
February	B	August	H	2013	3	2014	4	2015	5	12	A	20	F
March	C	September	I							18	B	22	G
April	D	October	J							8	C	30	H
May	E	November	K							10	D	32	I
June	F	December	L							16	E	S	S

*Example:* First Line: 12.000 (Frequency) Second Line: QA1A (Qantek - January - 2011 - 12 pF)

### Solder Reflow Profile



### Environmental Specifications

Mechanical Shock	MIL-STD-202, Method 213, C
Vibration	MIL-STD-202, Method 201 & 204
Thermal Cycle	MIL-STD, Method 1010, B
Gross Leak	MIL-STD-202, Method 112
Fine Leak	MIL-STD-202, Method 112

All specifications are subject to change without notice.