


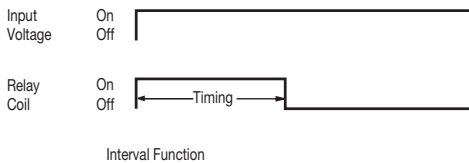
Interval (Relay Output) Q4T Series

FEATURES

- 100% functionally tested
- Solid state digital timing
- Time delays to 10 hours standard
- 20:1 maximum to minimum timing ratio
- Sealed S.P.D.T output contacts
- Compact size
- Superior transient protection
- Epoxy encapsulated
- Flame-retardant and solvent-resistant polyester thermoplastic housing
- Trimpot on-board with sealed cermet element
-  File #E65038

Operating Logic: Upon application of voltage to the input terminals, the relay is energized, the contacts transfer and the timing cycle starts. At the end of the preset time delay, the relay coil is de-energized and the contacts return to their original state. Reset is accomplished by removing voltage from the input terminals.

LOGIC FUNCTION DIAGRAM



ORDERING INFORMATION

TIME RANGE	120 VAC ±10%
.05 to 1 sec.	Q4T-00001-341
.25 to 5 sec.	Q4T-00005-341
.5 to 10 sec.	Q4T-00010-341
3 to 60 sec.	Q4T-00060-341
15 to 300 sec.	Q4T-00300-341
30 to 600 sec.	Q4T-00600-341
18 to 3600 sec.	Q4T-03600-341
.5 to 10 hrs.	Q4T-36000-341

SPECIFICATIONS

TIME DELAY

Adjustment: On-board Trimpot

Range: 50 ms to 10 hours in 8 ranges

Repeatability: ±0.5% max. (0.25% typical) at constant temperature

Accuracy:

Maximum time +10%, -0%

Minimum time -30%, +0%

Reset Time: .25 sec. max., by removal of the input voltage

INPUT

Operating Voltage: 120 VAC ±10%

Power Consumption: 3.5 VA max.

Frequency: 50/60 Hz

OUTPUT

Type: Relay contacts, SPDT (1 form C)

Rating: 8 A max. resistive at 250 VAC and 30 VDC; 100 mA at 5 VDC min. load current

Life:

Mechanical: 10,000,000 cycles;

Electrical: 100,000 min. at full load

PROTECTION

Transient Voltage: 1000 P.I.V. components used

Isolation Resistance: 100 megohms min. between terminals and case

Dielectric Breakdown: 3000 VAC, RMS, terminals to mounting; 1500 VAC, RMS, input to output

MECHANICAL

Termination: .25" x .032" male fast-on terminals

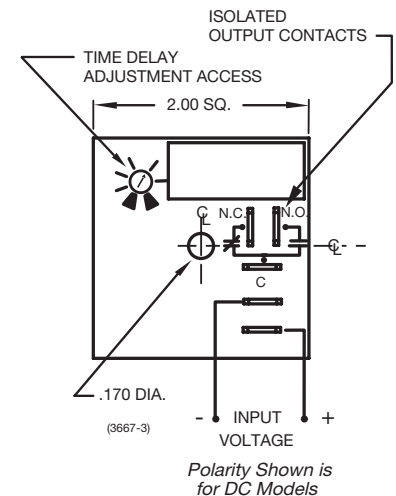
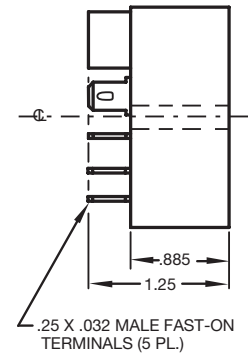

Mounting: Surface mount with one #8 screw

ENVIRONMENTAL

Storage Temperature: -40°C to 70°C

Operating Temperature: -40°C to 70°C

Humidity: 95% relative



Consult factory for any special requirements not listed in catalog (minimum order requirement may apply).