

QLINE I, EMC, TYPE 4X



INDUSTRY STANDARDS

UL 508A Listed; Type 4, 4X, 12, 13; File No. E61997
 cUL Listed per CSA C22.2 No 94; Type 4, 4X, 12, 13; File No. E61997
 Enclosure flammability evaluated per UL 508A

NEMA/EEMAC Type 4, 4X, 12, 13
 IEC 60529, IP66

APPLICATION

The largest-size enclosures in the QLINE EMC series, the screw-cover QLINE I protects larger controls from electromagnetic interference in corrosive environments.

SPECIFICATIONS

- Body is impact-resistant polycarbonate
- Polycarbonate material is easily punched, drilled, filed or sawed
- EMC coating in base and cover
- Gasket of silver/silicone
- Mounting holes molded directly under cover screws
- Molded internal pads for mounting optional panels, rails and other components
- Molded internal rails for mounting adjustable depth panel kit
- Screws provided for mounting optional panel
- Easily removable covers attached to body with strong, durable polyamide cross-point cover screws

FINISH

Enclosure material is RAL 7035 light gray outside. Optional panels are conductive steel.


BULLETIN: Q41EM

Standard Product

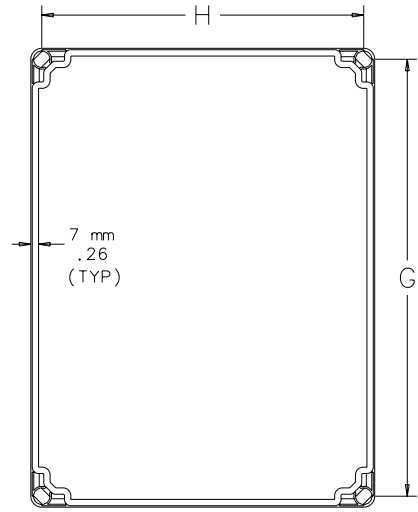
Catalog Number	Ax B x C mm/in.	External Dimensions	Internal Dimensions	Panel	Panel Size	Mounting									
		L x W mm/in.	A x B x C mm/in.		D x E mm/in.	G x H mm/in.	F mm/in.	P mm/in.	Q mm/in.	R mm/in.	S mm/in.	T mm/in.	U mm/in.	Y mm/in.	Z mm/in.
Q202013PCEMC	200 x 200 x 123	200 x 200	188 x 188	Q2020PI	160 x 160	180 x 180	115	150	150	140	140	120	110	100	100
	7.87 x 7.87 x 4.84	7.87 x 7.87	7.40 x 7.40		6.30 x 6.30	7.09 x 7.09	4.53	5.91	5.91	5.51	5.51	4.72	4.33	3.94	3.94
Q302013PCEMC	300 x 200 x 123	300 x 200	288 x 188	Q3020PI	260 x 160	280 x 180	115	150	250	140	240	120	210	100	200
	11.81 x 7.87 x 4.84	11.81 x 7.87	11.34 x 7.40		10.24 x 6.30	11.02 x 7.09	4.53	5.91	9.84	5.51	9.45	4.72	8.27	3.94	7.87
Q402013PCEMC	400 x 200 x 123	400 x 200	388 x 188	Q4020PI	360 x 160	380 x 180	115	150	350	140	340	120	310	100	300
	15.75 x 7.87 x 4.84	15.75 x 7.87	15.28 x 7.40		14.17 x 6.30	14.96 x 7.09	4.53	5.91	13.78	5.51	13.39	4.72	12.20	3.94	11.81

Purchase panels separately.

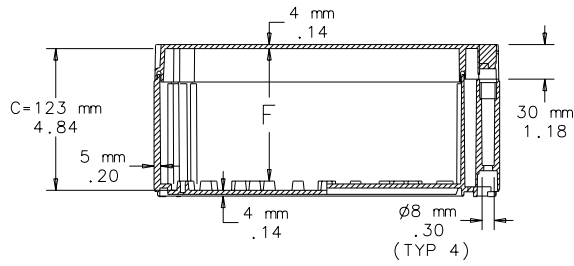
QLINE I Polycarbonate EMC Enclosures Dimension Drawing



TOP VIEW

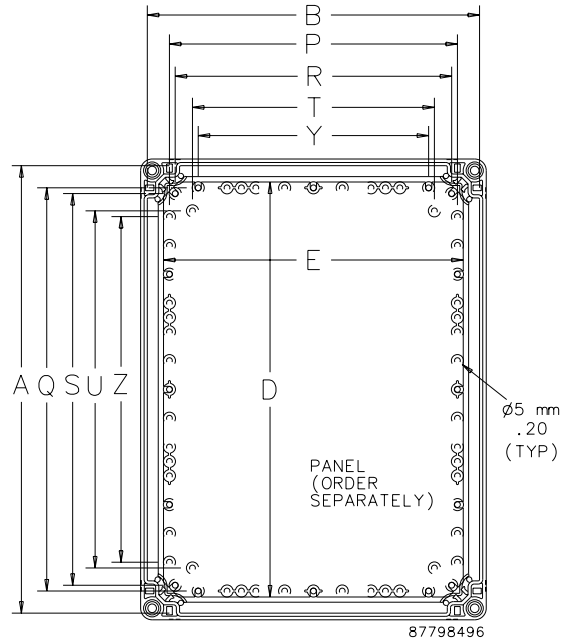


BOTTOM VIEW



SECTION C-C

Note: Panel screws are M5 pan head.



TOP VIEW WITH COVER REMOVED