


Delay On Make (Series Load)

Q1T Series

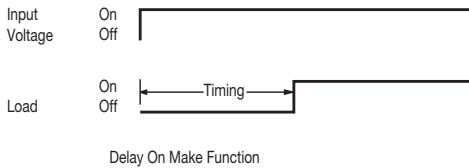
FEATURES

- 100% functionally tested
- Solid state digital timing
- 20:1 maximum to minimum timing ratio
- Compact size
- Low cost
- Superior transient protection
- Epoxy encapsulated
- Flame-retardant and solvent-resistant polyester thermoplastic housing
- Trimpot on-board with sealed cermet element
-  File #E65038

Operating Logic: Upon application of input voltage, the time delay starts. At the end of the time delay, the load is energized. Reset is accomplished by removing input voltage.

Note: The load may be located on either side of the line

LOGIC FUNCTION DIAGRAM



SPECIFICATIONS

TIME DELAY

Adjustment: On-board Trimpot
Range: 50 ms to 10 hours in 9 ranges
Repeatability: ±.5% +8 ms max. (0.25% typical) at constant temperature
Accuracy: Maximum time -0%, +10%; Minimum time -30%, +0%

INPUT

Operating Voltage: 12, 24, 120, 240 VAC/DC ±10% (on DC models, unfiltered supply voltage must be full-wave rectified)
Frequency: 50/60 Hz

OUTPUT

Type: Solid state normally open series load
Rating: Maximum current - 1 A AC/DC (resistive or inductive)
Life: 100,000,000 operations

PROTECTION

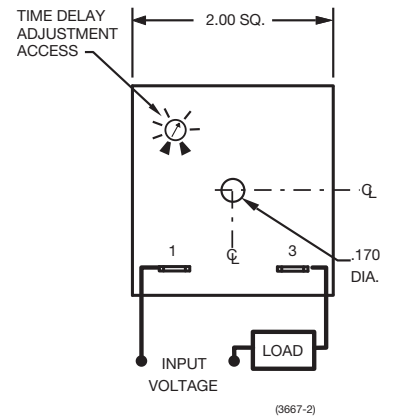
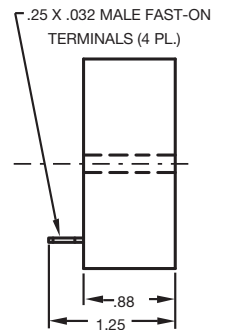

Transient Voltage: Metal oxide varistor (see ratings below)
Dielectric Breakdown: 3000 VAC, RMS, terminals to mounting
Isolation Resistance: 100 megohms min. between terminals and case

MECHANICAL

Termination: .25" x .032" male fast-on terminals
Mounting: Surface mount with one #8 screw

ENVIRONMENTAL

Storage Temperature: -40°C to 85°C
Operating Temperature: -40°C to 65°C
Humidity: 95% relative



ORDERING INFORMATION

TIME RANGE	12 VAC/DC ±10%	24 VAC/DC ±10%	120 VAC/DC ±10%	240 VAC/DC ±10%
.05 to 1 sec.	Q1T-00001-316	Q1T-00001-317	Q1T-00001-311	—
.25 to 5 sec.	Q1T-00005-316	Q1T-00005-317	Q1T-00005-311	—
.5 to 10 sec.	Q1T-00010-316	Q1T-00010-317	Q1T-00010-311	Q1T-00010-315
3 to 60 sec.	Q1T-00060-316	Q1T-00060-317	Q1T-00060-311	Q1T-00060-315
15 to 300 sec.	Q1T-00300-316	Q1T-00300-317	Q1T-00300-311	—
30 to 600 sec.	Q1T-00600-316	Q1T-00600-317	Q1T-00600-311	—
180 to 3600 sec.	Q1T-03600-316	Q1T-03600-317	—	—
.5 to 10 hrs.	Q1T-36000-316	—	—	—

TIME RANGE	24 to 240 VAC/DC ±10%
24 to 480 sec.	Q1T-00480-31M

Reset time, during timing	125 ms	125 ms	125 ms	125 ms
Reset time, after timeout	10 ms	10 ms	10 ms	10 ms
Min. load	10mA DC, 60 mA AC	10mA DC, 40 mA AC	10 mA	10 mA
Max. leakage current	2 mA	4 mA	2 mA	2 mA
Voltage drop at 1 A	3.3 V max.	3.3 V max.	3.3 V max.	3.3 V max.
Power consumption	0.25 VA max.	0.25 VA max.	0.5 VA max.	0.5 VA max.
Peak 1 cycle surge	4 A	4 A	20 A	20 A
Protection	8.8j. MOV	8.8j. MOV	30j. MOV	30j. MOV

Consult factory for any special requirements not listed in catalog (minimum order requirement may apply).