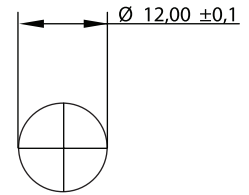


# Q-SERIES 12mmØ Panel Mounting LED Indicator

## Product Specification

### Distinctive Features and Specifications

- 12mm panel mounting LED indicator
- 8mm coloured diffused epoxy lens or 8mm water clear super bright LEDs
- Bright chrome, black chrome or satin grey bezel finish
- Prominent bezel style
- 2VDC – 220VAC
- (2.8 x 0.8) terminals, pins or (200mm long) wire terminations
- IP67 sealing option (EN60529)
- Supplied with fixing nut and spring washer



PANEL CUTOUT

NB: UL Recognised Component

### TECHNICAL SPECIFICATIONS

Switch Voltage	Operating Voltage V <sub>op</sub> (Min to Max)	Operating Current I <sub>op</sub> (Typical All Types)
2VDC (No Resistor)	1.8 to 2.5VDC	20mA
12VDC	10.8 to 13.2VDC	20mA
24VDC	21.6 to 26.4VDC	20mA
28VDC	25.2 to 30.8VDC	20mA
110VAC	99 to 121VDC	6mA
230VAC	207 to 253VDC	3mA
Intensity (Typical) at I <sub>op</sub> Standard	Prominent (all voltages)	
HE Red	100mcd	
Green	50mcd	
Yellow	50mcd	
Blue	500mcd	
White	350mcd	
Bi-colour (Typical) (Red/Green)	80/50mcd	
Bi-colour - The colour is changed by reversing the polarity of the supply voltage.		
Tri-colour versions are available upon request, please consult Apem.		
Super Bright	Prominent (all voltages)	
HE Red	2,700mcd	
Green	4,200mcd	
Yellow	1,400mcd	
Blue	1,500mcd	
White	550mcd	
Luminous intensity will be reduced with lower operating current.		

**Max Reverse Voltage:** 5V

**Viewing Angle:** 60°

**Life Expectancy:** 100,000 hours

**Operating Temperature Range:** -40 to +85°C

Note: The operating voltage must not be exceeded by more than 10% as this will result in reduced life expectancy.  
The company reserves the right to change specifications without notice.

[www.apem.com](http://www.apem.com)


# Q-SERIES 12mmØ Panel Mounting LED Indicator

## Technical Drawings


### PROMINENT BEZEL



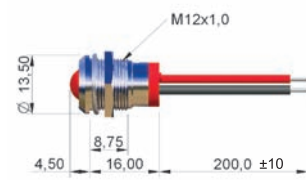
#### SOLDER LUG/FASTONS



#### PINS



#### WIRES



Note: The company reserves the right to change specifications without notice.

[www.apem.com](http://www.apem.com)

# Q-SERIES 12mmØ Panel Mounting LED Indicator

## Order Overview

### STANDARD OPTIONS

The Q12 Series is available with a range of standard options, to specify your LED, simply choose one option from each column. An example is shown below.

Q	12	P	1	B	XX	G	12	E
SERIES	MOUNTING HOLE	BEZEL STYLE	TERMINALS	BEZEL FINISH	TYPE OF ILLUMINATION	LED COLOUR	VOLTAGE	SEALING
Q	12 = Ø12mm	P = Prominent	1 = Solder Lug/ Fastons (2.0 x 0.8) 2 = Pins 3 = Wires	C = Bright Chrome B = Black Chrome G = Satin Grey	XX = Fixed Light KK = Flashing Light (only up to 28VDC) YY = Bi-colour ZZ = Tri-colour	R = Red G = Green Y = Yellow B = Blue W = White SR = Super Bright Red SG = Super Bright Green SY = Super Bright Yellow SB = Super Bright Blue SW = Super Bright White RG = Red/Green RY = Red/Yellow GY = Green/Yellow RYG = Red/Yellow/Green	02 = 2VDC 06 = 6VDC 12 = 12VDC 12A = 12VAC/DC 24 = 24VDC 24A = 24VAC/DC 28 = 28VDC 28A = 28VAC/DC 110 = 110VAC 220 = 220VAC	(Blank) = Unsealed E = IP67

#### Example Q12P1BXXG12E

Ø12mm, prominent bezel, solder lug terminals, black chrome finish, fixed light, green, 12volt DC LED, IP67 Panel Seal



- Gold Faston terminal denotes Anode (+), silver terminal denotes Cathode (-)
- Standard wire length is 200mm, red wire denotes Anode (+), black wire denotes Cathode (-) for other wire lengths consult APEM
- For LEDs with alternate voltage consult APEM
- Bi-colour LEDs, by connecting the gold Faston (+) one colour is produced, by reversing the supply voltage another colour is produced – Bi-colours are available up to 28VDC
- Take care when soldering to the Faston terminals
- Max voltage for pins and wires is 28V
- Maximum panel thickness 7mm
- For behind panel epoxy sealed options please consult APEM