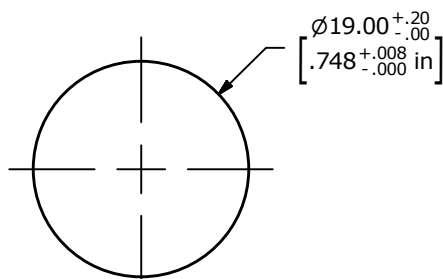


SWITCH FUNCTION	
POS. 1	POS. 2
OFF	(ON)
None	1-2

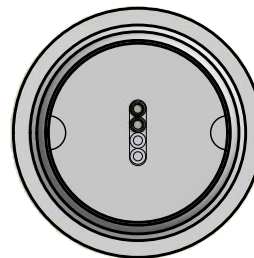
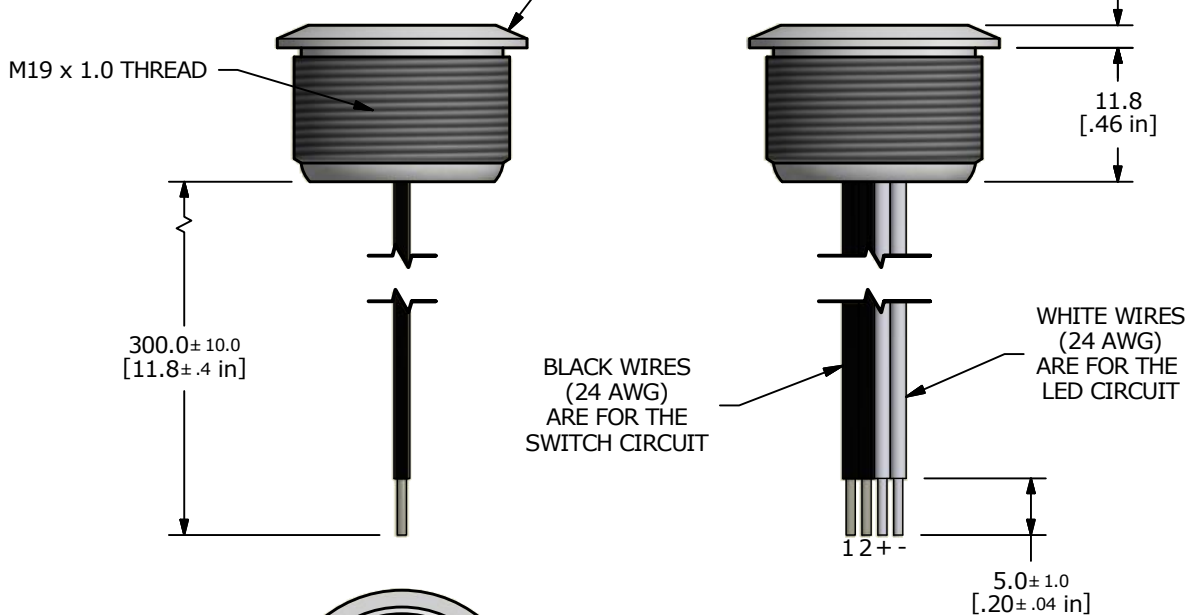

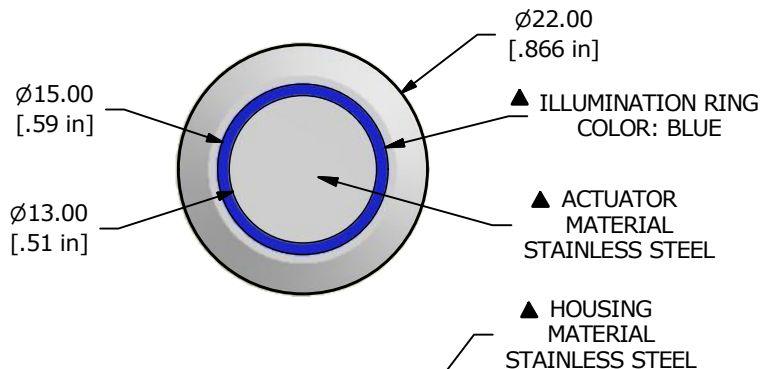
( ) = MOMENTARY



RECOMMENDED PANEL CUTOUT  
PANEL THICKNESS 1 - 6mm

NOTE:

1. ALL DIMENSIONS IN MM [INCH]
2. GENERAL TOLERANCE: X.X = ±0.4  
X.XX = ±0.25
3. TERMINAL NUMBERS FOR REF ONLY
4. CONTACT MATERIAL: Silver
5. RATING: 50mA 24VDC
6. ELECTRIC LIFE: 500,000 MAKE-AND-BREAK CYCLES AT FULL LOAD.
7. INSULATION RESISTANCE: 1000 MΩ MIN.
8. DIELECTRIC STRENGTH: 250 VAC MIN. FOR 1 MINUTE
9. CONTACT RESISTANCE: 100mΩ MAX.
10. OPERATING TEMP.: -25°C to +55°C
11. TRAVEL: 0.5mm
12. ▲ DENOTES CRITICAL PARAMETER.
13. INGRESS PROTECTION: IP65
- ▲ 14. LED VOLTAGE: 2.8V
15. HARDWARE SUPPLIED: O-RING AND HEXNUT



C	23579	add (24 AWG) to wire callouts	9/25/18	MW
B	23411	add M19 x 1.0 thread callout	6/29/18	MW
A	23271	New Release	3/19/2018	rc
REV	PCR NO	DESCRIPTION	DATE	BY

THE INFORMATION CONTAINED IN THIS DOCUMENT IS PROPRIETARY TO E-SWITCH AND IS NOT TO BE COPIED OR TRANSFERRED



TITLE PVT4FW4SS341				
SCALE 1.5:1	DATE 3/19/2018	DR rc	DWG 52-PVT4FW4SS341	REV C