

## Double-level terminal block - PTTB 1,5/S-PV - 3208540

Please be informed that the data shown in this PDF Document is generated from our Online Catalog. Please find the complete data in the user's documentation. Our General Terms of Use for Downloads are valid (<http://phoenixcontact.com/download>)



Double-level terminal block, With equipotential bonder, Cross section: 0.14 mm<sup>2</sup> - 1.5 mm<sup>2</sup>, AWG: 26 - 14, Connection type: Push-in connection, Width: 3.5 mm, Color: gray, Mounting type: NS 35/7,5, NS 35/15

### Why buy this product

- The Push-in connection terminal blocks are characterized by the system features of the CLIPLINE complete system and by easy and tool-free wiring of conductors with ferrules or solid conductors
- The compact design and front connection enable wiring in a confined space
- In addition to the testing facility in the double function shaft, all terminal blocks provide an additional test connection
- Tested for railway applications



### Key Commercial Data

Packing unit	50 STK
GTIN	 4 046356 564403

### Technical data

#### General

Number of levels	2
Number of connections	4
Nominal cross section	1.5 mm <sup>2</sup>
Color	gray
Insulating material	PA
Flammability rating according to UL 94	V0
Area of application	Railway industry
	Mechanical engineering
	Plant engineering
Rated surge voltage	6 kV
Degree of pollution	3
Overvoltage category	III

# Double-level terminal block - PTTB 1,5/S-PV - 3208540

## Technical data

### General

Insulating material group	I
Connection in acc. with standard	IEC 60947-7-1
Nominal current $I_N$	16 A
Maximum load current	16 A
Nominal voltage $U_N$	500 V
Open side panel	Yes
Shock protection test specification	DIN EN 50274 (VDE 0660-514):2002-11
Back of the hand protection	guaranteed
Finger protection	guaranteed
Result of surge voltage test	Test passed
Surge voltage test setpoint	7.3 kV
Result of power-frequency withstand voltage test	Test passed
Power frequency withstand voltage setpoint	1.89 kV
Checking the mechanical stability of terminal points (5 x conductor connection)	Test passed
Result of bending test	Test passed
Bending test rotation speed	10 rpm
Bending test turns	135
Bending test conductor cross section/weight	0.14 mm <sup>2</sup> / 0.2 kg
	1.5 mm <sup>2</sup> / 0.4 kg
Tensile test result	Test passed
Conductor cross section tensile test	0.14 mm <sup>2</sup>
Tractive force setpoint	10 N
Conductor cross section tensile test	1.5 mm <sup>2</sup>
Tractive force setpoint	40 N
Result of tight fit on support	Test passed
Tight fit on carrier	NS 35
Setpoint	1 N
Result of voltage-drop test	Test passed
Requirements, voltage drop	≤ 3.2 mV
Result of temperature-rise test	Test passed
Short circuit stability result	Test passed
Conductor cross section short circuit testing	1.5 mm <sup>2</sup>
Short-time current	0.18 kA
Result of aging test	Test passed
Ageing test for screwless modular terminal block temperature cycles	192
Result of thermal test	Test passed
Proof of thermal characteristics (needle flame) effective duration	30 s
Oscillation, broadband noise test result	Test passed
Test specification, oscillation, broadband noise	DIN EN 50155 (VDE 0115-200):2008-03
Test spectrum	Service life test category 2, bogie mounted

## Double-level terminal block - PTTB 1,5/S-PV - 3208540

### Technical data

#### General

Test frequency	5 - 250 Hz
ASD level	6.12 (m/s <sup>2</sup> ) <sup>2</sup> /Hz
Acceleration	3.12 g
Test duration per axis	5 h
Test directions	X-, Y- and Z-axis
Shock test result	Test passed
Test specification, shock test	DIN EN 50155 (VDE 0115-200):2008-03
Shock form	Half-sine
Acceleration	30g
Shock duration	18 ms
Number of shocks per direction	3
Test directions	X-, Y- and Z-axis (pos. and neg.)
Relative insulation material temperature index (Elec.; UL 746 B)	130 °C
Temperature index of insulation material (DIN EN 60216-1 (VDE 0304-21))	130 °C
Static insulating material application in cold	-60 °C

#### Dimensions

Width	3.5 mm
Length	65.4 mm
Height NS 35/7,5	42.6 mm
Height NS 35/15	50.1 mm

#### Connection data

Connection method	Push-in connection
Conductor cross section solid min.	0.14 mm <sup>2</sup>
Conductor cross section solid max.	1.5 mm <sup>2</sup>
Conductor cross section flexible min.	0.14 mm <sup>2</sup>
Conductor cross section flexible max.	1.5 mm <sup>2</sup>
Conductor cross section AWG min.	26
Conductor cross section AWG max.	14
Conductor cross section flexible, with ferrule without plastic sleeve min.	0.14 mm <sup>2</sup>
Conductor cross section flexible, with ferrule without plastic sleeve max.	1.5 mm <sup>2</sup>
Conductor cross section flexible, with ferrule with plastic sleeve min.	0.14 mm <sup>2</sup>
Conductor cross section flexible, with ferrule with plastic sleeve max.	1 mm <sup>2</sup>
Minimum stripping length	8 mm
Maximum stripping length	10 mm
Internal cylindrical gage	A1 / B1

#### Standards and Regulations

Connection in acc. with standard	CSA
	IEC 60947-7-1

# Double-level terminal block - PTTB 1,5/S-PV - 3208540

## Technical data

### Standards and Regulations

Flammability rating according to UL 94	V0
--	----

## Classifications

### eCl@ss

eCl@ss 4.0	27141121
eCl@ss 4.1	27141121
eCl@ss 5.0	27141120
eCl@ss 5.1	27141120
eCl@ss 6.0	27141120
eCl@ss 7.0	27141120
eCl@ss 8.0	27141120
eCl@ss 9.0	27141120

### ETIM

ETIM 4.0	EC000897
ETIM 5.0	EC000897

### UNSPSC

UNSPSC 6.01	30211811
UNSPSC 7.0901	39121410
UNSPSC 11	39121410
UNSPSC 12.01	39121410
UNSPSC 13.2	39121410

## Approvals

### Approvals

---

#### Approvals

UL Recognized / cUL Recognized / CSA / LR / GL / EAC / BV / EAC / ABS / NK / cULus Recognized

---

#### Ex Approvals

IECEX / ATEX / EAC Ex

---


#### Approvals submitted


---


### Approval details

## Double-level terminal block - PTTB 1,5/S-PV - 3208540

### Approvals

UL Recognized 			
	B	C	D
mm <sup>2</sup> /AWG/kcmil	26-14	26-14	26-14
Nominal current I <sub>N</sub>	15 A	15 A	5 A
Nominal voltage U <sub>N</sub>	300 V	300 V	600 V

cUL Recognized 			
	B	C	D
mm <sup>2</sup> /AWG/kcmil	26-14	26-14	26-14
Nominal current I <sub>N</sub>	15 A	15 A	5 A
Nominal voltage U <sub>N</sub>	300 V	300 V	600 V

CSA 			
	B	C	D
mm <sup>2</sup> /AWG/kcmil	26-14	26-14	26-14
Nominal current I <sub>N</sub>	15 A	15 A	5 A
Nominal voltage U <sub>N</sub>	300 V	300 V	600 V

LR

GL

EAC

BV


EAC

ABS

NK

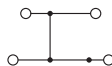
## Double-level terminal block - PTTB 1,5/S-PV - 3208540

### Approvals

cULus Recognized 

### Drawings

Circuit diagram



Phoenix Contact 2016 © - all rights reserved  
<http://www.phoenixcontact.com>

PHOENIX CONTACT GmbH & Co. KG  
Flachsmarktstr. 8  
32825 Blomberg  
Germany  
Tel. +49 5235 300  
Fax +49 5235 3 41200  
<http://www.phoenixcontact.com>