

Base strip - PTSM 0,5/ 6-HH-2,5-SMD R44 - 1778803

Please be informed that the data shown in this PDF Document is generated from our Online Catalog. Please find the complete data in the user's documentation. Our General Terms of Use for Downloads are valid (<http://phoenixcontact.com/download>)

Header, Nominal current: 6 A, Rated voltage (III/2): 160 V, Number of positions: 6, Pitch: 2.5 mm, Color: black, Contact surface: Tin, Mounting: SMD soldering, Article with anti-rotation pin



The illustration shows the 3-pos. version

Why buy this product

- ✓ Designed for integration into the SMT soldering process
- ✓ Supplied in tape-on-reel packing according to IEC 60286-3 for automated mounting
- ✓ Additional solder anchors reduce the mechanical strain on the soldering spots



Key Commercial Data

Packing unit	1 STK
Minimum order quantity	600 STK
Weight per Piece (excluding packing)	1.800 g
Custom tariff number	85369010
Country of origin	Germany

Technical data

Dimensions

Length	7.5 mm
Pitch	2.50 mm
Dimension a	12.5 mm
Constructional height	5 mm
Height	5 mm
Length of the solder pin	2 mm
Pin spacing	2.50 mm

General

Base strip - PTSM 0,5/ 6-HH-2,5-SMD R44 - 1778803

Technical data

General

Range of articles	PTSM 0,5/..-HH-SMD
Insulating material group	IIIa
Rated surge voltage (III/3)	2.5 kV
Rated surge voltage (III/2)	2.5 kV
Rated surge voltage (II/2)	2.5 kV
Rated voltage (III/3)	50 V
Rated voltage (III/2)	160 V
Rated voltage (II/2)	160 V
Connection in acc. with standard	EN-VDE
Nominal current I_N	6 A
Maximum load current	6 A
Insulating material	LCP
Flammability rating according to UL 94	V0
Color	black
Number of positions	6

Standards and Regulations

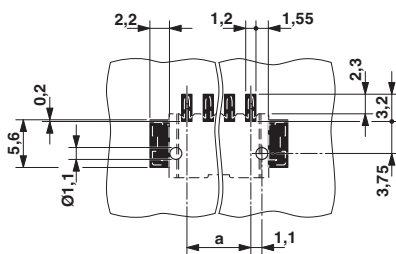
Connection in acc. with standard	EN-VDE
	UL
Flammability rating according to UL 94	V0

Environmental Product Compliance

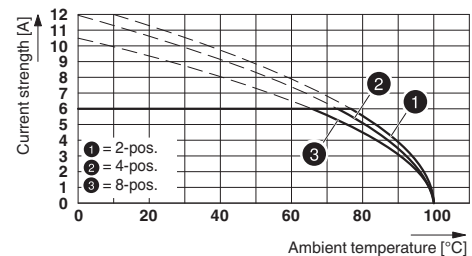
China RoHS	Environmentally friendly use period: unlimited = EFUP-e
	No hazardous substances above threshold values

Drawings

Drilling diagram



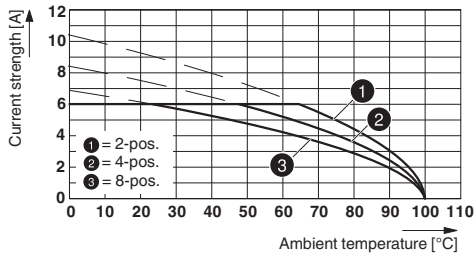
Diagram



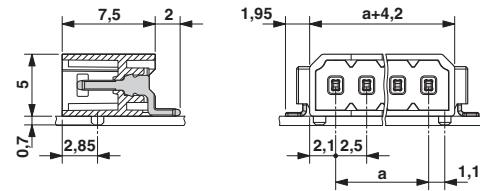
Derating curve for: PTSM 0,5/..-P-2,5 with PTSM 0,5/..-HH-2,5-SMD R..

Base strip - PTSM 0,5/ 6-HH-2,5-SMD R44 - 1778803

Diagram

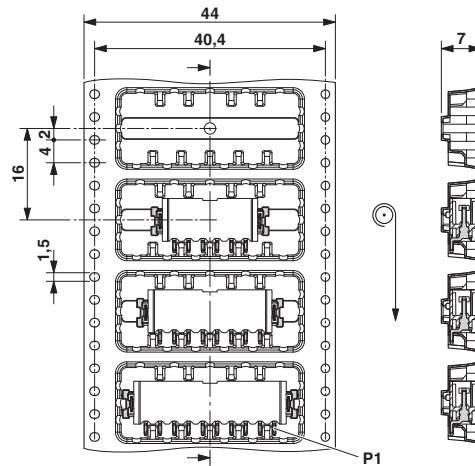


Dimensional drawing



Type: PTSM 0,5/...-HHI-2,5-SMD R... with PTSM 0,5/...-HH-2,5-SMD R...

Dimensional drawing



Approvals

Approvals

Approvals

UL Recognized / UL Recognized / EAC


Ex Approvals

Approval details

Base strip - PTSM 0,5/ 6-HH-2,5-SMD R44 - 1778803

Approvals

UL Recognized  <http://database.ul.com/cgi-bin/XYV/template/LISEXT/1FRAME/index.htm> FILE E 60425

UL Recognized  <http://database.ul.com/cgi-bin/XYV/template/LISEXT/1FRAME/index.htm> FILE E 118976

	B
Nominal current I _N	5 A
Nominal voltage U _N	150 V

EAC B.01742