

## PCB terminal block - PTSA 0,5/18-2,5-Z - 1990164

Please be informed that the data shown in this PDF Document is generated from our Online Catalog. Please find the complete data in the user's documentation. Our General Terms of Use for Downloads are valid (<http://phoenixcontact.com/download>)

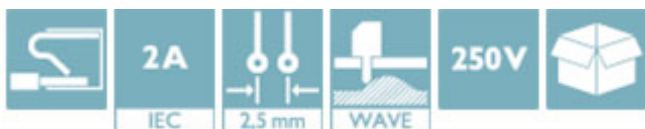


PCB terminal block, Nominal current: 2 A, Nom. voltage: 250 V, Pitch: 2.5 mm, Number of positions: 18, Connection method: Push-in spring connection, Mounting: Wave soldering, Conductor/PCB connection direction: 45 °, Color: green, Offset soldering legs, two-rowed

The figure shows a 10-position version of the product

### Why buy this product

- Compact design with easy actuation and direct plug-in technology
- Dielectric strength and mechanical stability increased thanks to zigzag pinning. Pinning always starts at the front right position. Special pinning versions are available on request.



### Key Commercial Data

Packing unit	50 STK
GTIN	 4 017918 973735

### Technical data

#### Dimensions

Length	12 mm
Pitch	2.50 mm
Dimension a	42.5 mm
Width	46.5 mm
Constructional height	13.1 mm
Height	16.7 mm
Length of the solder pin	3.6 mm
Pin dimensions	0,4 x 0,75 mm
Pin spacing	2.5 mm
Hole diameter	1 mm

#### General

Range of articles	PTSA 0,5
Rated surge voltage (III/3)	2.5 kV

# PCB terminal block - PTSA 0,5/18-2,5-Z - 1990164

## Technical data

### General

Rated surge voltage (III/2)	2.5 kV
Rated surge voltage (II/2)	2.5 kV
Rated voltage (III/3)	160 V
Rated voltage (III/2)	250 V
Rated voltage (II/2)	400 V
Connection in acc. with standard	EN-VDE
Nominal current I <sub>N</sub>	2 A
Nominal cross section	0.5 mm <sup>2</sup>
Maximum load current	2 A
Insulating material	PA
Solder pin surface	Sn
Flammability rating according to UL 94	V0
Stripping length	9 mm
Number of positions	18

### Connection data

Conductor cross section solid min.	0.14 mm <sup>2</sup>
Conductor cross section solid max.	0.5 mm <sup>2</sup>
Conductor cross section flexible min.	0.2 mm <sup>2</sup>
Conductor cross section flexible max.	0.5 mm <sup>2</sup>
Conductor cross section AWG min.	24
Conductor cross section AWG max.	20

### Standards and Regulations

Connection in acc. with standard	EN-VDE
	CUL
Flammability rating according to UL 94	V0

## Classifications

### eCl@ss

eCl@ss 4.0	272607xx
eCl@ss 4.1	27260701
eCl@ss 5.0	27141190
eCl@ss 5.1	27141190
eCl@ss 6.0	27261101
eCl@ss 7.0	27440401
eCl@ss 8.0	27440401
eCl@ss 9.0	27440401

### ETIM

ETIM 3.0	EC001121
----------	----------

# PCB terminal block - PTSA 0,5/18-2,5-Z - 1990164

## Classifications

### ETIM

ETIM 4.0	EC002643
ETIM 5.0	EC002643

### UNSPSC

UNSPSC 6.01	30211801
UNSPSC 7.0901	39121432
UNSPSC 11	34131203
UNSPSC 12.01	39121432
UNSPSC 13.2	39121432

## Approvals

### Approvals

---

#### Approvals

UL Recognized / VDE Gutachten mit Fertigungsüberwachung / cUL Recognized / CCA / EAC / cULus Recognized

---


#### Ex Approvals


---

#### Approvals submitted

---

## Approval details

UL Recognized 		
	B	D
mm <sup>2</sup> /AWG/kcmil	26-20	26-20
Nominal current I <sub>N</sub>	2 A	2 A
Nominal voltage U <sub>N</sub>	300 V	300 V

VDE Gutachten mit Fertigungsüberwachung 	
mm <sup>2</sup> /AWG/kcmil	0.5
Nominal current I <sub>N</sub>	2 A
Nominal voltage U <sub>N</sub>	250 V

# PCB terminal block - PTSA 0,5/18-2,5-Z - 1990164

## Approvals

cUL Recognized		
	B	D
mm <sup>2</sup> /AWG/kcmil	26-20	26-20
Nominal current I <sub>N</sub>	2 A	2 A
Nominal voltage U <sub>N</sub>	300 V	300 V

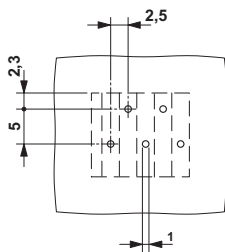
CCA	
mm <sup>2</sup> /AWG/kcmil	0.5
Nominal current I <sub>N</sub>	2 A

EAC
-----

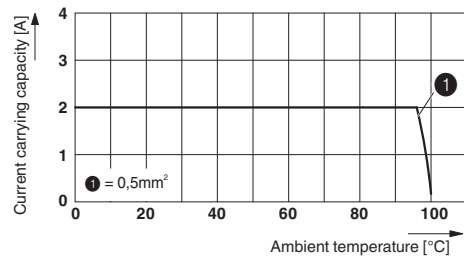
cULus Recognized
------------------

## Drawings

Drilling diagram



Diagram

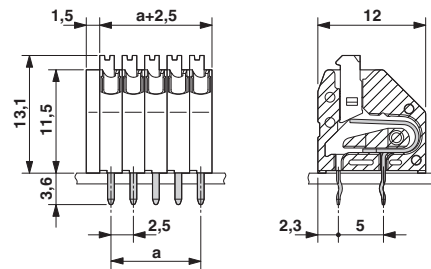


The illustration shows the 5-pos. version – Zig-zag pinning starts at the right-hand position. Other pinning available on request.

Derating diagram for 5 pins; reduction factor=1

## PCB terminal block - PTSA 0,5/18-2,5-Z - 1990164

Dimensional drawing



The illustration shows the 5-pos. version

---

Phoenix Contact 2016 © - all rights reserved  
<http://www.phoenixcontact.com>

PHOENIX CONTACT GmbH & Co. KG  
Flachsmarktstr. 8  
32825 Blomberg  
Germany  
Tel. +49 5235 300  
Fax +49 5235 3 41200  
<http://www.phoenixcontact.com>