

## High-current terminal block - PTPOWER 35-FE - 3212081

Please be informed that the data shown in this PDF Document is generated from our Online Catalog. Please find the complete data in the user's documentation. Our General Terms of Use for Downloads are valid (<http://phoenixcontact.com/download>)



High-current terminal block, Connection method: Power-Turn connection, Cross section: 2.5 mm<sup>2</sup> - 35 mm<sup>2</sup>, AWG: 12 - 2, Width: 16 mm, Color: black/yellow, Mounting type: NS 35/15

### Why buy this product

- Quick and easy connection is now also possible for large conductors with the high-current terminal block
- The Push-in connection terminal blocks are characterized by the system features of the CLIPLINE complete system and by easy and tool-free wiring of conductors with ferrules or solid conductors
- The compact design and front connection enable wiring in a confined space
- In addition to the testing facility in the double function shaft, all terminal blocks provide an additional test connection

RoHS

### Key Commercial Data

Packing unit	1 STK
Minimum order quantity	10 STK
Weight per Piece (excluding packing)	5.000 g
Custom tariff number	85369010
Country of origin	Poland

### Technical data

#### General

Number of levels	1
Number of connections	2
Potentials	1
Nominal cross section	35 mm <sup>2</sup>
Color	black/yellow
Insulating material	PA
Flammability rating according to UL 94	V0
Rated surge voltage	8 kV

# High-current terminal block - PTPOWER 35-FE - 3212081

## Technical data

### General

Degree of pollution	3
Overvoltage category	III
Insulating material group	I
Maximum load current	125 A (with 35 mm <sup>2</sup> conductor cross section)
Nominal current I <sub>N</sub>	125 A
Nominal voltage U <sub>N</sub>	1000 V
Open side panel	No
Relative insulation material temperature index (Elec., UL 746 B)	130 °C
Temperature index of insulation material (DIN EN 60216-1 (VDE 0304-21))	130 °C
Static insulating material application in cold	-60 °C
Behavior in fire for rail vehicles (DIN 5510-2)	Test passed
Flame test method (DIN EN 60695-11-10)	V0
Oxygen index (DIN EN ISO 4589-2)	>32 %
NF F16-101, NF F10-102 Class I	2
NF F16-101, NF F10-102 Class F	2
Surface flammability NFPA 130 (ASTM E 162)	passed
Specific optical density of smoke NFPA 130 (ASTM E 662)	passed
Smoke gas toxicity NFPA 130 (SMP 800C)	passed
Calorimetric heat release NFPA 130 (ASTM E 1354)	28 MJ/kg
Fire protection for rail vehicles (DIN EN 45545-2) R22	HL 1 - HL 3
Fire protection for rail vehicles (DIN EN 45545-2) R23	HL 1 - HL 3
Fire protection for rail vehicles (DIN EN 45545-2) R24	HL 1 - HL 3
Fire protection for rail vehicles (DIN EN 45545-2) R26	HL 1 - HL 3

### Dimensions

Width	16 mm
Length	91.6 mm
Height NS 35/7,5	69.8 mm
Height NS 35/15	77.3 mm

### Connection data

Note	Please observe the current carrying capacity of the DIN rails.
Connection method	Power-Turn connection
Conductor cross section solid min.	2.5 mm <sup>2</sup>
Conductor cross section solid max.	35 mm <sup>2</sup>
Conductor cross section AWG min.	12
Conductor cross section AWG max.	2
Conductor cross section flexible min.	2.5 mm <sup>2</sup>

# High-current terminal block - PTPOWER 35-FE - 3212081

## Technical data

### Connection data

Conductor cross section flexible max.	35 mm <sup>2</sup>
Min. AWG conductor cross section, flexible	12
Max. AWG conductor cross section, flexible	2
Conductor cross section flexible, with ferrule with plastic sleeve min.	2.5 mm <sup>2</sup>
Conductor cross section flexible, with ferrule with plastic sleeve max.	35 mm <sup>2</sup>
2 conductors with same cross section, stranded, TWIN ferrules with plastic sleeve, min.	2.5 mm <sup>2</sup>
2 conductors with same cross section, stranded, TWIN ferrules with plastic sleeve, max.	10 mm <sup>2</sup>
Stripping length	25 mm

### Standards and Regulations

Flammability rating according to UL 94	V0
--	----

### Environmental Product Compliance

China RoHS	Environmentally friendly use period: unlimited = EFUP-e
	No hazardous substances above threshold values

## Drawings

Circuit diagram



## Approvals

### Approvals

---

#### Approvals

CSA / BV / UL Recognized / cUL Recognized / LR / DNV GL / cULus Recognized

---


#### Ex Approvals

---

### Approval details

# High-current terminal block - PTPOWER 35-FE - 3212081


## Approvals

CSA  <http://www.csagroup.org/services/testing-and-certification/certified-product-listing/13631>

	B	C
mm <sup>2</sup> /AWG/kcmil	14-2	14-2
Nominal current IN	115 A	115 A
Nominal voltage UN	600 V	1000 V

BV <http://www.veristar.com/portal/veristarinfo/generalinfo/approved/approvedProducts/equipmentAndMaterials40933/A1BV>


UL Recognized  <http://database.ul.com/cgi-bin/XYV/template/LISEXT/1FRAME/index.htm> FILE E 60425

cUL Recognized  <http://database.ul.com/cgi-bin/XYV/template/LISEXT/1FRAME/index.htm> FILE E 60425

	C
mm <sup>2</sup> /AWG/kcmil	14-2
Nominal current IN	115 A
Nominal voltage UN	1000 V

LR <http://www.lr.org/en15/20030>

DNV GL <https://www.dnvgl.com/TAE00000Z9>

cULus Recognized  <http://database.ul.com/cgi-bin/XYV/template/LISEXT/1FRAME/index.htm>