

Sensor/actuator terminal block - PTIO-IN 2,5/3 OG - 3244559

Please be informed that the data shown in this PDF Document is generated from our Online Catalog. Please find the complete data in the user's documentation. Our General Terms of Use for Downloads are valid (<http://phoenixcontact.com/download>)



Sensor/actuator terminal block, Connection method: Push-in connection, Cross section: 0.2 mm² - 4 mm², AWG: 24 - 12, Width: 7 mm, Color: orange, Mounting type: NS 35/7,5, NS 35/15

Product Features

- The Push-in connection terminal blocks are characterized by the system features of the CLIPLINE complete system and by easy and tool-free wiring of conductors with ferrules or solid conductors
- The compact design and front connection enable wiring in a confined space
- In addition to the testing facility in the double function shaft, all terminal blocks provide an additional test connection



Key Commercial Data

Packing unit	1 pc
Minimum order quantity	50 pc
Weight per Piece (excluding packing)	11.6 g
Custom tariff number	85369010
Country of origin	Poland

Technical data

General

Number of levels	2
Number of connections	2
Nominal cross section	2.5 mm ²
Color	orange
Insulating material	PA
Flammability rating according to UL 94	V0
Maximum load current	20 A
Rated surge voltage	4 kV
Degree of pollution	3
Overvoltage category	III

Sensor/actuator terminal block - PTIO-IN 2,5/3 OG - 3244559

Technical data

General

Insulating material group	I
Connection in acc. with standard	IEC 60947-7-1
Maximum load current	20 A
Nominal current I_N	20 A
Nominal voltage U_N	250 V
Open side panel	Yes
Shock protection test specification	DIN EN 50274 (VDE 0660-514):2002-11
Back of the hand protection	guaranteed
Finger protection	guaranteed
Result of surge voltage test	Test passed
Surge voltage test setpoint	4.8 kV
Result of power-frequency withstand voltage test	Test passed
Power frequency withstand voltage setpoint	1.5 kV
Result of the test for mechanical stability of terminal points (5 x conductor connection)	Test passed
Result of bending test	Test passed
Bending test rotation speed	10 rpm
Bending test turns	135
Bending test conductor cross section/weight	0.2 mm ² / 0.2 kg
	2.5 mm ² / 0.7 kg
	4 mm ² / 0.9 kg
Tensile test result	Test passed
Conductor cross section tensile test	0.2 mm ²
Tractive force setpoint	10 N
Conductor cross section tensile test	2.5 mm ²
Tractive force setpoint	50 N
Conductor cross section tensile test	4 mm ²
Tractive force setpoint	60 N
Result of tight fit on support	Test passed
Tight fit on carrier	NS 35
Setpoint	1 N
Result of voltage-drop test	Test passed
Result of temperature-rise test	Test passed
Short circuit stability result	Test passed
Conductor cross section short circuit testing	4 mm ²
Short-time current	0.36 kA
Result of aging test	Test passed

Sensor/actuator terminal block - PTIO-IN 2,5/3 OG - 3244559

Technical data

General

Ageing test for screwless modular terminal block temperature cycles	192
Result of thermal test	Test passed
Proof of thermal characteristics (needle flame) effective duration	10 s
Oscillation, broadband noise test result	Test passed
Test specification, oscillation, broadband noise	DIN EN 50155 (VDE 0115-200):2008-03
Test spectrum	Service life test category 2, bogie mounted
Test frequency	$f_1 = 5 \text{ Hz}$ to $f_2 = 250 \text{ Hz}$
ASD level	$6.12 \text{ (m/s}^2\text{)}^2\text{/Hz}$
Acceleration	3.12 g
Test duration per axis	5 h
Test directions	X-, Y- and Z-axis
Shock test result	Test passed
Test specification, shock test	DIN EN 50155 (VDE 0115-200):2008-03
Shock form	Half-sine
Acceleration	30g
Shock duration	18 ms
Number of shocks per direction	3
Test directions	X-, Y- and Z-axis (pos. and neg.)
Relative insulation material temperature index (Elec., UL 746 B)	130 °C
Temperature index of insulation material (DIN EN 60216-1 (VDE 0304-21))	130 °C
Static insulating material application in cold	-60 °C

Dimensions

Width	7 mm
End cover width	2.2 mm
Length	74.4 mm
Height NS 35/7,5	41.5 mm
Height NS 35/15	49 mm

Connection data

Note	Please observe the current carrying capacity of the DIN rails.
Connection method	Push-in connection
Connection in acc. with standard	IEC 60947-7-1
Conductor cross section solid min.	0.2 mm ²
Conductor cross section solid max.	4 mm ²
Conductor cross section AWG min.	24
Conductor cross section AWG max.	12
Conductor cross section flexible min.	0.2 mm ²

Sensor/actuator terminal block - PTIO-IN 2,5/3 OG - 3244559

Technical data

Connection data

Conductor cross section flexible max.	2.5 mm ²
Min. AWG conductor cross section, flexible	24
Max. AWG conductor cross section, flexible	14
Conductor cross section flexible, with ferrule without plastic sleeve min.	0.2 mm ²
Conductor cross section flexible, with ferrule without plastic sleeve max.	2.5 mm ²
Conductor cross section flexible, with ferrule with plastic sleeve min.	0.2 mm ²
Conductor cross section flexible, with ferrule with plastic sleeve max.	2.5 mm ²
2 conductors with same cross section, stranded, TWIN ferrules with plastic sleeve, max.	0.5 mm ²
Stripping length	8 mm ... 10 mm
Internal cylindrical gage	A3

Standards and Regulations

Connection in acc. with standard	IEC 60947-7-1
Flammability rating according to UL 94	V0

Classifications

eCl@ss

eCl@ss 4.0	27141118
eCl@ss 4.1	27141118
eCl@ss 5.0	27141118
eCl@ss 5.1	27141118
eCl@ss 6.0	27141128
eCl@ss 7.0	27141128
eCl@ss 8.0	27141128

ETIM

ETIM 3.0	EC000897
ETIM 4.0	EC000897
ETIM 5.0	EC000900

UNSPSC

UNSPSC 6.01	30211811
UNSPSC 7.0901	39121410
UNSPSC 11	39121410
UNSPSC 12.01	39121410
UNSPSC 13.2	39121410

Sensor/actuator terminal block - PTIO-IN 2,5/3 OG - 3244559

Approvals

Approvals

Approvals


EAC / CSA / UL Recognized / cUL Recognized / EAC / cULus Recognized


Ex Approvals


Approvals submitted

Approval details

EAC

CSA 			
	B	C	D
mm ² /AWG/kcmil	24-10	24-10	24-10
Nominal current I _N	10 A	16 A	10 A
Nominal voltage U _N	300 V	150 V	300 V

UL Recognized 			
	B	C	D
mm ² /AWG/kcmil	24-12	24-12	24-12
Nominal current I _N	16 A	15 A	10 A
Nominal voltage U _N	300 V	150 V	300 V

cUL Recognized 			
	B	C	D
mm ² /AWG/kcmil	24-12	24-12	24-12
Nominal current I _N	16 A	15 A	10 A
Nominal voltage U _N	300 V	150 V	300 V

Sensor/actuator terminal block - PTIO-IN 2,5/3 OG - 3244559

Approvals

EAC

cULus Recognized 

Drawings

Circuit diagram

○●● ○●●