

## Distribution block - PTFIX 12X1,5-NS15A BK - 3002968

Please be informed that the data shown in this PDF Document is generated from our Online Catalog. Please find the complete data in the user's documentation. Our General Terms of Use for Downloads are valid (<http://phoenixcontact.com/download>)



Distribution block, internally jumpered, nom. voltage: 500 V, nominal current: 17.5 A, connection method: Push-in connection, number of connections: 12, cross section: 0.14 mm<sup>2</sup> - 1.5 mm<sup>2</sup>, AWG: 26 - 16, width: 27.4 mm, color: black, mounting type: NS 15

### Why buy this product

- Space-saving, thanks to the compact design
- Flexible use, thanks to DIN rail and direct mounting
- Space-saving potential distribution, thanks to compact micro potential distributors
- Convenient test options, thanks to test openings at every terminal point
- Clear arrangement thanks to marking of all terminal points

RoHS

### Key Commercial Data

Packing unit	1 STK
Minimum order quantity	20 STK
GTIN	 4 055626 433769
GTIN	4055626433769
Weight per Piece (excluding packing)	11.250 g
Custom tariff number	85369010
Country of origin	Poland

### Technical data

#### General

Note	Notes on operation The blocks can be bridged with one another via the conductor shaft. For corresponding plug-in bridges, see accessories
	Notes on operation The D-PTFIX 1,5 cover (accessory) must be placed on the end of the terminal strip
Number of levels	1

## Distribution block - PTFIX 12X1,5-NS15A BK - 3002968

### Technical data

#### General

Number of connections	12
Potentials	1
Nominal cross section	1.5 mm <sup>2</sup>
Color	black
Insulating material	PA
Flammability rating according to UL 94	V0
Rated surge voltage	6 kV
Degree of pollution	3
Overvoltage category	III
Insulating material group	I
Maximum power dissipation for nominal condition	0.56 W
Ambient temperature (operation)	-60 °C ... 130 °C
Maximum load current	17.5 A
Nominal current I <sub>N</sub>	17.5 A
Nominal voltage U <sub>N</sub>	500 V
Open side panel	No
Shock protection test specification	DIN EN 50274 (VDE 0660-514):2002-11
Back of the hand protection	guaranteed
Finger protection	guaranteed
Result of surge voltage test	Test passed
Surge voltage test setpoint	7.3 kV
Result of power-frequency withstand voltage test	Test passed
Power frequency withstand voltage setpoint	1.89 kV
Result of the test for mechanical stability of terminal points (5 x conductor connection)	Test passed
Result of bending test	Test passed
Bending test rotation speed	10 rpm
Bending test turns	135
Bending test conductor cross section/weight	0.14 mm <sup>2</sup> / 0.2 kg
	1.5 mm <sup>2</sup> / 0.4 kg
Tensile test result	Test passed
Conductor cross section tensile test	0.14 mm <sup>2</sup>
Tractive force setpoint	10 N
Conductor cross section tensile test	1.5 mm <sup>2</sup>
Tractive force setpoint	40 N
Result of tight fit on support	Test passed
Tight fit on carrier	NS 15

## Distribution block - PTFIX 12X1,5-NS15A BK - 3002968

### Technical data

#### General

Setpoint	5 N
Result of voltage-drop test	Test passed
Requirements, voltage drop	≤ 3.2 mV
Result of temperature-rise test	Test passed
Short circuit stability result	Test passed
Conductor cross section short circuit testing	1.5 mm <sup>2</sup>
Short-time current	0.18 kA
Result of thermal test	Test passed
Ageing test for screwless modular terminal block temperature cycles	192
Proof of thermal characteristics (needle flame) effective duration	30 s
Result of aging test	Test passed
Oscillation, broadband noise test result	Test passed
Test specification, oscillation, broadband noise	DIN EN 50155 (VDE 0115-200):2008-03
Test spectrum	Service life test category 2, bogie-mounted
Test frequency	f <sub>1</sub> = 5 Hz to f <sub>2</sub> = 250 Hz
ASD level	6.12 (m/s <sup>2</sup> ) <sup>2</sup> /Hz
Acceleration	3.12 g
Test duration per axis	5 h
Test directions	X-, Y- and Z-axis
Shock test result	Test passed
Test specification, shock test	DIN EN 50155 (VDE 0115-200):2008-03
Shock form	Half-sine
Acceleration	30g
Shock duration	18 ms
Number of shocks per direction	3
Test directions	X-, Y- and Z-axis (pos. and neg.)
Behavior in fire for rail vehicles (DIN 5510-2)	Test passed
Flame test method (DIN EN 60695-11-10)	V0
Oxygen index (DIN EN ISO 4589-2)	>32 %
NF F16-101, NF F10-102 Class I	2
NF F16-101, NF F10-102 Class F	2
Surface flammability NFPA 130 (ASTM E 162)	passed
Specific optical density of smoke NFPA 130 (ASTM E 662)	passed
Smoke gas toxicity NFPA 130 (SMP 800C)	passed
Calorimetric heat release NFPA 130 (ASTM E 1354)	28 MJ/kg
Fire protection for rail vehicles (DIN EN 45545-2) R22	HL 1 - HL 3
Fire protection for rail vehicles (DIN EN 45545-2) R23	HL 1 - HL 3

## Distribution block - PTFIX 12X1,5-NS15A BK - 3002968

### Technical data

#### General

Fire protection for rail vehicles (DIN EN 45545-2) R24	HL 1 - HL 3
Fire protection for rail vehicles (DIN EN 45545-2) R26	HL 1 - HL 3

#### Dimensions

Width	27.4 mm
Length	21 mm
Height NS 15	27.2 mm

#### Connection data

Connection method	Push-in connection
Connection in acc. with standard	IEC 60947-7-1
Conductor cross section solid min.	0.14 mm <sup>2</sup>
Conductor cross section solid max.	1.5 mm <sup>2</sup>
Conductor cross section AWG min.	26
Conductor cross section AWG max.	16
Conductor cross section flexible min.	0.14 mm <sup>2</sup>
Conductor cross section flexible max.	1.5 mm <sup>2</sup>
Min. AWG conductor cross section, flexible	26
Max. AWG conductor cross section, flexible	16
Conductor cross section flexible, with ferrule without plastic sleeve min.	0.25 mm <sup>2</sup>
Conductor cross section flexible, with ferrule without plastic sleeve max.	1.5 mm <sup>2</sup>
Conductor cross section flexible, with ferrule with plastic sleeve min.	0.25 mm <sup>2</sup>
Conductor cross section flexible, with ferrule with plastic sleeve max.	1.5 mm <sup>2</sup>
Stripping length	8 mm ... 10 mm
Internal cylindrical gage	A1 / B1

#### Standards and Regulations

Connection in acc. with standard	IEC 60947-7-1
Flammability rating according to UL 94	V0
Fire protection for rail vehicles (DIN EN 45545-2) R22	HL 1 - HL 3 HL 1 - HL 3 HL 1 - HL 3 HL 1 - HL 3
Fire protection for rail vehicles (DIN EN 45545-2) R23	HL 1 - HL 3 HL 1 - HL 3 HL 1 - HL 3 HL 1 - HL 3
Fire protection for rail vehicles (DIN EN 45545-2) R24	HL 1 - HL 3 HL 1 - HL 3 HL 1 - HL 3 HL 1 - HL 3
Fire protection for rail vehicles (DIN EN 45545-2) R26	HL 1 - HL 3 HL 1 - HL 3 HL 1 - HL 3 HL 1 - HL 3

#### Environmental Product Compliance

China RoHS	Environmentally friendly use period: unlimited = EFUP-e
	No hazardous substances above threshold values

### Drawings

# Distribution block - PTFIX 12X1,5-NS15A BK - 3002968

Circuit diagram



## Classifications

### eCl@ss

eCl@ss 4.0	27141120
eCl@ss 4.1	27141120
eCl@ss 5.0	27141120
eCl@ss 5.1	27141120
eCl@ss 6.0	27141100
eCl@ss 7.0	27141120
eCl@ss 8.0	27141120
eCl@ss 9.0	27141120

### ETIM

ETIM 2.0	EC000897
ETIM 3.0	EC000897
ETIM 4.0	EC000897
ETIM 5.0	EC000897
ETIM 6.0	EC000897

### UNSPSC

UNSPSC 6.01	30211811
UNSPSC 7.0901	39121410
UNSPSC 11	39121410
UNSPSC 12.01	39121410
UNSPSC 13.2	39121410

## Approvals

### Approvals

---

Approvals

CSA / UL Recognized / cUL Recognized / cULus Recognized

---


Ex Approvals


---


## Distribution block - PTFIX 12X1,5-NS15A BK - 3002968

### Approvals

#### Approval details

CSA		<a href="http://www.csagroup.org/services-industries/product-listing/">http://www.csagroup.org/services-industries/product-listing/</a>	13631
	D	B	C
Nominal voltage UN	150 V	300 V	300 V
Nominal current IN	15 A	15 A	15 A
mm <sup>2</sup> /AWG/kcmil	26-14	26-14	26-14

UL Recognized		<a href="http://database.ul.com/cgi-bin/XYV/template/LISEXT/1FRAME/index.htm">http://database.ul.com/cgi-bin/XYV/template/LISEXT/1FRAME/index.htm</a>	FILE E 60425
	D	B	C
Nominal voltage UN	150 V	300 V	300 V
Nominal current IN	15 A	15 A	15 A
mm <sup>2</sup> /AWG/kcmil	26-14	26-14	26-14

cUL Recognized		<a href="http://database.ul.com/cgi-bin/XYV/template/LISEXT/1FRAME/index.htm">http://database.ul.com/cgi-bin/XYV/template/LISEXT/1FRAME/index.htm</a>	FILE E 60425
	D	B	C
Nominal voltage UN	150 V	300 V	300 V
Nominal current IN	15 A	15 A	15 A
mm <sup>2</sup> /AWG/kcmil	26-14	26-14	26-14

cULus Recognized		<a href="http://database.ul.com/cgi-bin/XYV/template/LISEXT/1FRAME/index.htm">http://database.ul.com/cgi-bin/XYV/template/LISEXT/1FRAME/index.htm</a>
------------------	---	---

### Accessories

#### Accessories

DIN rail

## Distribution block - PTFIX 12X1,5-NS15A BK - 3002968

### Accessories

DIN rail, unperforated - NS 15 UNPERF 2000MM - 1401695



DIN rail, unperforated, Standard profile, width: 15 mm, height: 5 mm, acc. to EN 60715, material: Steel, galvanized, passivated with a thick layer, length: 2000 mm, color: silver

---

DIN rail perforated - NS 15 PERF 2000MM - 1401682



DIN rail perforated, Standard profile, width: 15 mm, height: 5.5 mm, acc. to EN 60715, material: Steel, galvanized, passivated with a thick layer, length: 2000 mm, color: silver

---

DIN rail perforated - NS 15 AL PERF 2000MM - 1401763



DIN rail perforated, Standard profile, width: 15 mm, height: 5.5 mm, acc. to EN 60715, material: Aluminum, uncoated, length: 2000 mm, color: silver

---

DIN rail perforated - NS 15 WH PERF 2000MM - 1204096



DIN rail perforated, Standard profile, width: 15 mm, height: 5.5 mm, acc. to EN 60715, material: Steel, Galvanized, white passivated, length: 2000 mm, color: white

---

### End block

End clamp - CLIPFIX 15 - 3022263



Snap-on end bracket, to be snapped onto NS 15 DIN rail

---

## Distribution block - PTFIX 12X1,5-NS15A BK - 3002968

### Accessories

#### End cover

End cover - D-PTFIX 1,5 - 3003254



End cover, for use in DIN rail mounting, length: 19.9 mm, width: 2.2 mm, height: 17.7 mm, color: gray

---

#### Insulating sleeve

Insulating sleeve - ISH 1,5/0,2 - 3206131



Insulating sleeve, color: white

---

Insulating sleeve - ISH 1,5/0,5 - 3031034



Insulating sleeve, color: gray

---

#### Jumper

Plug-in bridge - FBS 2-4 - 3030116



Plug-in bridge, pitch: 4.2 mm, number of positions: 2, color: red

---



## Distribution block - PTFIX 12X1,5-NS15A BK - 3002968

### Accessories

Plug-in bridge - FBS 2-4 BU - 3030117



Plug-in bridge, pitch: 4.2 mm, number of positions: 2, color: blue

---

Plug-in bridge - FBS 2-4 GY - 3030118



Plug-in bridge, pitch: 4.2 mm, number of positions: 2, color: gray

---

### Labeled terminal marker

Marking foil for zack marker strip - SK 3,8 REEL P4,15 WH CUS - 0825990

Marking foil for zack marker strip, white, labeled according to customer specifications, mounting type: adhesive, for terminal block width: 4.15 mm, lettering field size: continuous x 3.8 mm

---

### Screwdriver tools

Screwdriver - SZF 0-0,4X2,5 - 1204504



Actuation tool, for ST terminal blocks, also suitable for use as a bladed screwdriver, size: 0.4 x 2.5 x 75 mm, 2-component grip, with non-slip grip

---

### Terminal marking

Marking foil for zack marker strip - TML (EX3,8)R - 0801837



Marking foil for zack marker strip, Roll, white, unlabeled, can be labeled with: THERMOMARK ROLL, THERMOMARK ROLL X1, THERMOMARK ROLLMASTER 300/600, THERMOMARK X1.2, THERMOMARK S1.1, mounting type: adhesive, for terminal block width: 30000 mm, lettering field size: 30,000 x 3.8 mm

---

## Distribution block - PTFIX 12X1,5-NS15A BK - 3002968

### Accessories

Marking foil for zack marker strip - TML (104X3,8)R - 0801833



Marking foil for zack marker strip, Roll, white, unlabeled, can be labeled with: THERMOMARK ROLL, THERMOMARK ROLL X1, THERMOMARK ROLLMASTER 300/600, THERMOMARK X1.2, THERMOMARK S1.1, mounting type: adhesive, for terminal block width: 104 mm, lettering field size: 104 x 3.8 mm

---

### Test plug terminal block

Accessories - MPS-MT 1-S4-B RD - 1982800



---

Test plugs - MPS-MT 1-S - 1944372



Test plugs, consisting of  $\varnothing$  1 mm test pin, 150 mm conductor length, and  $\varnothing$  2 mm socket