

Surge protection base element - PT 2X2-BE - 2839208

Please be informed that the data shown in this PDF Document is generated from our Online Catalog. Please find the complete data in the user's documentation. Our General Terms of Use for Downloads are valid (<http://phoenixcontact.com/download>)




Base element for protective plug PT with protective circuit for two 2-wire floating signal circuit, bridge between the connections 3-4 (GND) and 9-10, for mounting on NS 35/7.5 and NS 35/15, housing width: 17.5 mm

Why buy this product

- Plugs can be checked with CHECKMASTER
- Installed in conjunction with the PT 2x2...-BE base element
- Maximum ease of maintenance thanks to the two-piece design
- Base element remains an integral part of the installation
- Consistent plug-in signal circuit protection
- Protection for two separate floating signal circuits
- Impedance-neutral disconnection of plug for test and maintenance purposes

Key Commercial Data

Packing unit	10 STK
GTIN	 4 017918 182748

Technical data

Dimensions

Height	89.8 mm
Width	17.7 mm
Depth	52 mm
Horizontal pitch	1 Div.
Complete module height	90 mm
Complete module width	17.7 mm
Complete module depth	65.5 mm

Ambient conditions

Ambient temperature (operation)	-40 °C ... 85 °C
Degree of protection	IP20

General

Flammability rating according to UL 94	V0
Color	black

Surge protection base element - PT 2X2-BE - 2839208

Technical data

General

Mounting type	DIN rail: 35 mm
Type	DIN rail module, two-section, divisible
Number of positions	4

Protective circuit

Standby power consumption P_c	≤ 1960 mVA
---------------------------------	-----------------

Connection data

Connection method	Screw connection
Connection type IN	Screw terminal blocks
Connection type OUT	Screw terminal blocks
Screw thread	M3
Tightening torque	0.5 Nm
Stripping length	8 mm
Conductor cross section flexible min.	0.2 mm ²
Conductor cross section flexible max.	2.5 mm ²
Conductor cross section solid min.	0.2 mm ²
Conductor cross section solid max.	4 mm ²
Conductor cross section AWG min.	24
Conductor cross section AWG max.	12

Classifications

eCl@ss

eCl@ss 4.0	27140201
eCl@ss 4.1	27130801
eCl@ss 5.0	27130801
eCl@ss 5.1	27130801
eCl@ss 6.0	27130803
eCl@ss 7.0	27130803
eCl@ss 8.0	27130803

ETIM

ETIM 2.0	EC000472
ETIM 3.0	EC000472
ETIM 4.0	EC000472
ETIM 5.0	EC000472

UNSPSC

UNSPSC 6.01	30212010
UNSPSC 7.0901	39121610
UNSPSC 11	39121610

Surge protection base element - PT 2X2-BE - 2839208

Classifications

UNSPSC

UNSPSC 12.01	39121610
UNSPSC 13.2	39121620

Approvals

Approvals

Approvals


UL Listed / GL / EAC / EAC

Ex Approvals

UL Listed / cUL Listed / ATEX / cULus Listed

Approvals submitted

Approval details

UL Listed 	
Nominal current I_N	0.45 A
Nominal voltage U_N	17 V

GL

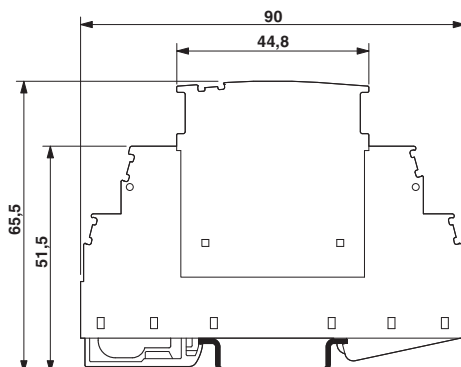
EAC

EAC

Drawings

Surge protection base element - PT 2X2-BE - 2839208

Dimensional drawing



The figure shows the complete module consisting of a base element and connector

Application drawing

