


## PCB terminal block - PT 1,5/ 8-5,0-V - 1935378

Please be informed that the data shown in this PDF Document is generated from our Online Catalog. Please find the complete data in the user's documentation. Our General Terms of Use for Downloads are valid (<http://phoenixcontact.com/download>)

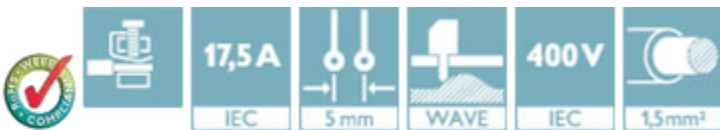
PCB terminal block, Nominal current: 17.5 A, Nom. voltage: 400 V, Pitch: 5 mm, Number of positions: 8, Connection method: Screw connection with wire protector, Mounting: Wave soldering, Conductor/PCB connection direction: 90 °, Color: green, Also possible: Connection of a 1.5 mm<sup>2</sup> conductor with ferrule, then however with reduction in rated voltage or degree of pollution / surge category.



The figure shows a 10-position version of the product

### Product Features

- Large terminal block capacity thanks to rectangular clamping space
- Rugged version with high current carrying capacity
- Highly flexible conductor protection for easy, repeated connection
- Plus/minus screw



### Key Commercial Data

|                                      |          |
|--------------------------------------|----------|
| Packing unit                         | 1 pc     |
| Minimum order quantity               | 100 pc   |
| Weight per Piece (excluding packing) | 8.49 g   |
| Custom tariff number                 | 85369010 |
| Country of origin                    | Germany  |

### Technical data

#### Dimensions

|                          |         |
|--------------------------|---------|
| Length                   | 11.3 mm |
| Pitch                    | 5.00 mm |
| Dimension a              | 35 mm   |
| Constructional height    | 9 mm    |
| Height                   | 9 mm    |
| Length of the solder pin | 3.5 mm  |
| Pin dimensions           | 1,0 mm  |

# PCB terminal block - PT 1,5/ 8-5,0-V - 1935378

## Technical data

### Dimensions

|               |        |
|---------------|--------|
| Pin spacing   | 5 mm   |
| Hole diameter | 1.3 mm |

### General

|  |                     |
|--|---------------------|
| Range of articles                      | PT 1,5/..-V         |
| Insulating material group              | I                   |
| Rated surge voltage (III/3)            | 4 kV                |
| Rated surge voltage (III/2)            | 4 kV                |
| Rated surge voltage (II/2)             | 4 kV                |
| Rated voltage (III/3)                  | 250 V               |
| Rated voltage (III/2)                  | 400 V               |
| Rated voltage (II/2)                   | 630 V               |
| Connection in acc. with standard       | EN-VDE              |
| Nominal current $I_N$                  | 17.5 A              |
| Nominal cross section                  | 1.5 mm <sup>2</sup> |
| Maximum load current                   | 17.5 A              |
| Insulating material                    | PA                  |
| Solder pin surface                     | Sn                  |
| Flammability rating according to UL 94 | V0                  |
| Internal cylindrical gage              | A1                  |
| Stripping length                       | 5 mm                |
| Number of positions                    | 8                   |
| Screw thread                           | M2,6                |
| Tightening torque, min                 | 0.35 Nm             |
| Tightening torque max                  | 0.4 Nm              |

### Connection data

|  |                      |
|--|----------------------|
| Conductor cross section solid min.   | 0.2 mm <sup>2</sup>  |
| Conductor cross section solid max.   | 2.5 mm <sup>2</sup>  |
| Conductor cross section flexible min.                                      | 0.2 mm <sup>2</sup>  |
| Conductor cross section flexible max.                                      | 2.5 mm <sup>2</sup>  |
| Conductor cross section flexible, with ferrule without plastic sleeve min. | 0.25 mm <sup>2</sup> |
| Conductor cross section flexible, with ferrule without plastic sleeve max. | 1.5 mm <sup>2</sup>  |
| Conductor cross section flexible, with ferrule with plastic sleeve min.    | 0.25 mm <sup>2</sup> |
| Conductor cross section flexible, with ferrule with plastic sleeve max.    | 1.5 mm <sup>2</sup>  |
| Conductor cross section AWG min.   | 26                   |
| Conductor cross section AWG max.   | 14                   |
| 2 conductors with same cross section, solid min.                           | 0.2 mm <sup>2</sup>  |

## PCB terminal block - PT 1,5/ 8-5,0-V - 1935378

### Technical data

#### Connection data

|   |                      |
|---|----------------------|
| 2 conductors with same cross section, solid max.  | 0.75 mm <sup>2</sup> |
| 2 conductors with same cross section, stranded min.                                     | 0.2 mm <sup>2</sup>  |
| 2 conductors with same cross section, stranded max.                                     | 0.75 mm <sup>2</sup> |
| 2 conductors with same cross section, stranded, ferrules without plastic sleeve, min.   | 0.25 mm <sup>2</sup> |
| 2 conductors with same cross section, stranded, ferrules without plastic sleeve, max.   | 0.34 mm <sup>2</sup> |
| 2 conductors with same cross section, stranded, TWIN ferrules with plastic sleeve, min. | 0.5 mm <sup>2</sup>  |
| 2 conductors with same cross section, stranded, TWIN ferrules with plastic sleeve, max. | 0.75 mm <sup>2</sup> |

#### Standards and Regulations

|  |        |
|--|--------|
| Connection in acc. with standard       | EN-VDE |
|  | CUL    |
| Flammability rating according to UL 94 | V0     |

### Classifications

#### eCl@ss

|            |          |
|------------|----------|
| eCl@ss 4.0 | 272607xx |
| eCl@ss 4.1 | 27141109 |
| eCl@ss 5.0 | 27141190 |
| eCl@ss 5.1 | 27141190 |
| eCl@ss 6.0 | 27261101 |
| eCl@ss 7.0 | 27440401 |
| eCl@ss 8.0 | 27440401 |
| eCl@ss 9.0 | 27440401 |

#### ETIM

|          |          |
|----------|----------|
| ETIM 3.0 | EC001121 |
| ETIM 4.0 | EC002643 |
| ETIM 5.0 | EC002643 |

#### UNSPSC

|               |          |
|---------------|----------|
| UNSPSC 6.01   | 30211801 |
| UNSPSC 7.0901 | 39121432 |
| UNSPSC 11     | 34131203 |
| UNSPSC 12.01  | 39121432 |
| UNSPSC 13.2   | 39121432 |

# PCB terminal block - PT 1,5/ 8-5,0-V - 1935378

## Approvals

### Approvals


#### Approvals


UL Recognized / cUL Recognized / CCA / VDE Gutachten mit Fertigungsüberwachung / CCA / IEC60384-14 / IEC60384-14 / EAC / SEV / EAC / cULus Recognized

#### Ex Approvals

#### Approvals submitted

## Approval details


|  |       |       |
|--|-------|-------|
| UL Recognized  |       |       |
|  | B     | D     |
| mm <sup>2</sup> /AWG/kcmil   | 26-12 | 26-12 |
| Nominal current I <sub>N</sub>   | 18 A  | 10 A  |
| Nominal voltage U <sub>N</sub>   | 300 V | 300 V |

|  |       |       |
|--|-------|-------|
| cUL Recognized  |       |       |
|  | B     | D     |
| mm <sup>2</sup> /AWG/kcmil   | 26-12 | 26-12 |
| Nominal current I <sub>N</sub>   | 18 A  | 10 A  |
| Nominal voltage U <sub>N</sub>   | 300 V | 300 V |


|                                |       |
|--------------------------------|-------|
| CCA                            |       |
| mm <sup>2</sup> /AWG/kcmil     | 2.5   |
| Nominal current I <sub>N</sub> | 16 A  |
| Nominal voltage U <sub>N</sub> | 250 V |

# PCB terminal block - PT 1,5/ 8-5,0-V - 1935378

## Approvals

|   |         |
|---|---------|
| VDE Gutachten mit Fertigungsüberwachung  |         |
| mm <sup>2</sup> /AWG/kcmil  | 0.2-2.5 |
| Nominal current I <sub>N</sub>  | 24 A    |
| Nominal voltage U <sub>N</sub>  | 250 V   |


|                                |         |
|--------------------------------|---------|
| CCA                            |         |
| mm <sup>2</sup> /AWG/kcmil     | 0.2-2.5 |
| Nominal current I <sub>N</sub> | 24 A    |
| Nominal voltage U <sub>N</sub> | 250 V   |

|  |         |
|--|---------|
| IECEE CB Scheme  |         |
| mm <sup>2</sup> /AWG/kcmil   | 0.2-2.5 |
| Nominal current I <sub>N</sub>   | 24 A    |
| Nominal voltage U <sub>N</sub>   | 250 V   |

|     |  |
|-----|--|
| EAC |  |
|-----|--|

|                                |       |
|--------------------------------|-------|
| SEV                            |       |
| mm <sup>2</sup> /AWG/kcmil     | 2.5   |
| Nominal current I <sub>N</sub> | 16 A  |
| Nominal voltage U <sub>N</sub> | 250 V |

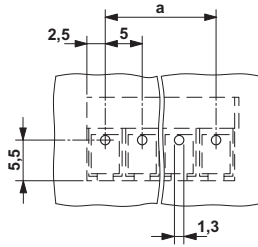
|     |  |
|-----|--|
| EAC |  |
|-----|--|

|  |  |
|--|--|
| cULus Recognized  |  |
|--|--|

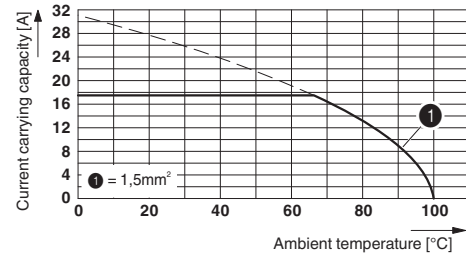
## Drawings

# PCB terminal block - PT 1,5/ 8-5,0-V - 1935378

Drilling diagram



Diagram



Derating diagram for 5 pins;reduction factor=1

Dimensional drawing

