


PCB terminal block - PT 1,5/11-3,5-H - 1984701

Please be informed that the data shown in this PDF Document is generated from our Online Catalog. Please find the complete data in the user's documentation. Our General Terms of Use for Downloads are valid (<http://phoenixcontact.com/download>)

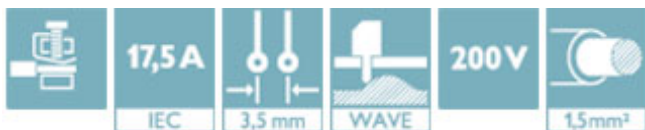
PCB terminal block, Nominal current: 17.5 A, Nom. voltage: 200 V, Pitch: 3.5 mm, Number of positions: 11, Connection method: Screw connection with wire protector, Mounting: Wave soldering, Conductor/PCB connection direction: 0°, Color: green



The figure shows a 10-position version of the product

Why buy this product

- Large terminal block capacity thanks to rectangular clamping space
- Rugged version with high current carrying capacity
- Highly flexible conductor protection for easy, repeated connection
- Plus/minus screw



Key Commercial Data

Packing unit	50 STK
GTIN	 4 017918 946258

Technical data

Dimensions

Length	7.6 mm
Pitch	3.50 mm
Dimension a	35 mm
Constructional height	9 mm
Height	9 mm
Length of the solder pin	4.5 mm
Pin dimensions	0,9 mm
Pin spacing	3.5 mm
Hole diameter	1.2 mm

General

Range of articles	PT 1,5/..-H
-------------------	-------------

PCB terminal block - PT 1,5/11-3,5-H - 1984701

Technical data

General

Insulating material group	I
Rated surge voltage (III/3)	2.5 kV
Rated surge voltage (III/2)	2.5 kV
Rated surge voltage (II/2)	2.5 kV
Rated voltage (III/3)	160 V
Rated voltage (III/2)	200 V
Rated voltage (II/2)	400 V
Connection in acc. with standard	EN-VDE
Nominal current I _N	17.5 A
Nominal cross section	1.5 mm ²
Maximum load current	17.5 A
Insulating material	PA
Solder pin surface	Sn
Flammability rating according to UL 94	V0
Stripping length	5 mm
Number of positions	11
Screw thread	M2
Tightening torque, min	0.22 Nm
Tightening torque max	0.25 Nm

Connection data

Conductor cross section solid min.	0.14 mm ²
Conductor cross section solid max.	1.5 mm ²
Conductor cross section flexible min.	0.2 mm ²
Conductor cross section flexible max.	1.5 mm ²
Conductor cross section flexible, with ferrule with plastic sleeve min.	0.25 mm ²
Conductor cross section flexible, with ferrule with plastic sleeve max.	0.75 mm ²
Conductor cross section AWG min.	26
Conductor cross section AWG max.	16
2 conductors with same cross section, solid min.	0.2 mm ²
2 conductors with same cross section, solid max.	0.34 mm ²
2 conductors with same cross section, stranded min.	0.2 mm ²
2 conductors with same cross section, stranded max.	0.5 mm ²

Standards and Regulations

Connection in acc. with standard	EN-VDE
	CUL
Flammability rating according to UL 94	V0

PCB terminal block - PT 1,5/11-3,5-H - 1984701

Classifications

eCl@ss

eCl@ss 4.0	272607xx
eCl@ss 4.1	27141109
eCl@ss 5.0	27141190
eCl@ss 5.1	27141190
eCl@ss 6.0	27261101
eCl@ss 7.0	27440401
eCl@ss 8.0	27440401
eCl@ss 9.0	27440401

ETIM

ETIM 3.0	EC001121
ETIM 4.0	EC002643
ETIM 5.0	EC002643

UNSPSC

UNSPSC 6.01	30211801
UNSPSC 7.0901	39121432
UNSPSC 11	34131203
UNSPSC 12.01	39121432
UNSPSC 13.2	39121432

Approvals

Approvals


Approvals

UL Recognized / cUL Recognized / EAC / SEV / CCA / cULus Recognized

Ex Approvals

Approvals submitted

Approval details

UL Recognized 		
	B	D
mm ² /AWG/kcmil	26-16	26-16

PCB terminal block - PT 1,5/11-3,5-H - 1984701

Approvals

	B	D
Nominal current IN	10 A	10 A
Nominal voltage UN	300 V	300 V

cUL Recognized

	B	D
mm ² /AWG/kcmil	26-16	26-16
Nominal current IN	10 A	10 A
Nominal voltage UN	300 V	300 V

EAC

SEV

mm ² /AWG/kcmil	1.5
Nominal current IN	10 A
Nominal voltage UN	160 V

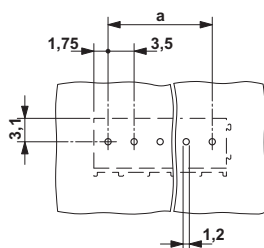
CCA

mm ² /AWG/kcmil	1.5
Nominal current IN	10 A
Nominal voltage UN	160 V

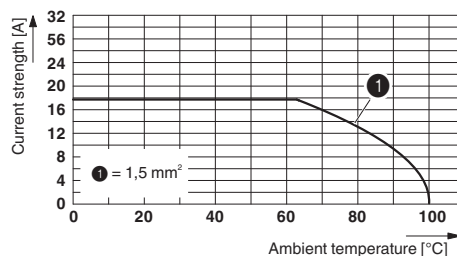
cULus Recognized

Drawings

Drilling diagram



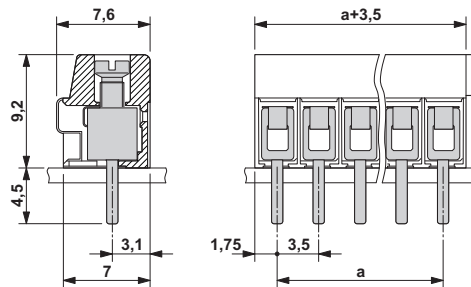
Diagram



Derating diagram for 5 pins; reduction factor=1

PCB terminal block - PT 1,5/11-3,5-H - 1984701

Dimensional drawing



Phoenix Contact 2016 © - all rights reserved
<http://www.phoenixcontact.com>

PHOENIX CONTACT GmbH & Co. KG
Flachsmarktstr. 8
32825 Blomberg
Germany
Tel. +49 5235 300
Fax +49 5235 3 41200
<http://www.phoenixcontact.com>