

## Relay Module - PR2-RSP3-LV-120AC/2X21 - 2834708

Please be informed that the data shown in this PDF Document is generated from our Online Catalog. Please find the complete data in the user's documentation. Our General Terms of Use for Downloads are valid (<http://phoenixcontact.com/download>)



Preassembled relay modules with spring-cage connection, consisting of a relay base, industrial relay with integrated LED and engage/disengage manual actuate lever, varistor protective module, and retaining bracket.  
Input voltage: 120 V AC, two PDTs, 10 A

The figure shows the 24 V DC version

### Product Features

- Relay with detectable manual operation and status LED
- With DC types, freewheeling diode is integrated in relay
- Mechanical switch position indicator
- Logical contact arrangement thanks to 1/3-level relay base
- 4 PDT types with multi-layer gold contacts



### Key Commercial Data

Packing unit	1 pc
Minimum order quantity	5 pc
Weight per Piece (excluding packing)	140.0 g
Custom tariff number	85364900
Country of origin	Germany

### Technical data

#### Note

Utilization restriction	EMC: class A product, see manufacturer's declaration in the download area
-------------------------	---------------------------------------------------------------------------

#### Dimensions

Width	31 mm
Height	95 mm
Depth	84 mm

#### Ambient conditions

# Relay Module - PR2-RSP3-LV-120AC/2X21 - 2834708

## Technical data

### Ambient conditions

Ambient temperature (operation)	-25 °C ... 60 °C
Ambient temperature (storage/transport)	-25 °C ... 70 °C

### Coil side

Nominal input voltage $U_N$	120 V AC
Typical input current at $U_N$	11 mA (at 50 Hz)
	9 mA (At 60 Hz)
Typical response time	4 ms ... 10 ms
Typical release time range	3 ms ... 12 ms
Protective circuit	Varistor
Operating voltage display	LED red

### Contact side

Contact type	2 PDT
Contact material	Ag
Maximum switching voltage	250 V AC/DC
Minimum switching voltage	5 V
Min. switching current	1 mA
Maximum inrush current	20 A (15 ms)
Limiting continuous current	10 A
Interrupting rating (ohmic load) max.	240 W (at 24 V DC)
	160 W (at 48 V DC)
	110 W (at 60 V DC)
	72 W (at 110 V DC)
	130 W (at 220 V DC)
	2500 VA (for 250 V AC)

### General

Test voltage relay winding/relay contact	2 kV (50 Hz, 1 min.)
Test voltage relay contact/relay contact	2 kV (50 Hz, 1 min.)
Operating mode	100% operating factor
Mechanical service life	$5 \times 10^7$ cycles
Standards/regulations	IEC 60664
	EN 50178
	IEC 62103
Degree of pollution	3
Overvoltage category	II
Mounting position	any
Assembly instructions	In rows with zero spacing

# Relay Module - PR2-RSP3-LV-120AC/2X21 - 2834708

## Technical data

### Connection data input side

Connection name	Coil side
Connection method	Spring-cage connection
Stripping length	12 mm
Conductor cross section solid	0.2 mm <sup>2</sup> ... 1.5 mm <sup>2</sup>
Conductor cross section flexible	0.2 mm <sup>2</sup> ... 1.5 mm <sup>2</sup>
Conductor cross section AWG	24 ... 16

### Standards and Regulations

Standards/regulations	IEC 60664
	EN 50178
	IEC 62103
Degree of pollution	3
Overvoltage category	II

## Articles in set

### Relay socket - PR2-BSP3/4X21 - 2833589



Relay socket PR2-B, for industrial relay REL-IR with 2 or 4 PDT, 1/3-level version, spring-cage connections, connection facility for input/interference suppression modules, for mounting on NS 35/7.5

### Single relay - REL-IR/L-120AC/2X21 - 2834067



Plug-in industrial relay with power contacts, 2 PDTs, test button, status LED, mechanical switch setting display, input voltage: 120 V AC

### Plug-in module - V-120-230UC - 2833880



Plug-in module, for mounting on PR1 and PR2, with varistor, input voltage: 120-230 V AC/DC ± 20%

# Relay Module - PR2-RSP3-LV-120AC/2X21 - 2834708

## Articles in set

Relay retaining bracket - EL2-P35 - 2833592



Relay retaining bracket, with eject function and integrated equipment marking area (8 x 25 mm), to suit relay socket PR2, for 35 mm high industrial relay

---

## Classifications

### eCl@ss

eCl@ss 4.0	27371102
eCl@ss 4.1	27371102
eCl@ss 5.0	27371603
eCl@ss 5.1	27371603
eCl@ss 6.0	27371603
eCl@ss 7.0	27371603
eCl@ss 8.0	27371601
eCl@ss 9.0	27371601

### ETIM

ETIM 2.0	EC001456
ETIM 3.0	EC001456
ETIM 4.0	EC001456
ETIM 5.0	EC001437

### UNSPSC

UNSPSC 6.01	30211917
UNSPSC 7.0901	39121516
UNSPSC 11	39121516
UNSPSC 12.01	39121516
UNSPSC 13.2	39121516

## Approvals

### Approvals

---

Approvals

EAC

# Relay Module - PR2-RSP3-LV-120AC/2X21 - 2834708

## Approvals

Ex Approvals

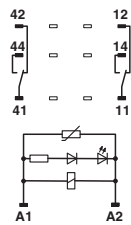
Approvals submitted

## Approval details

EAC

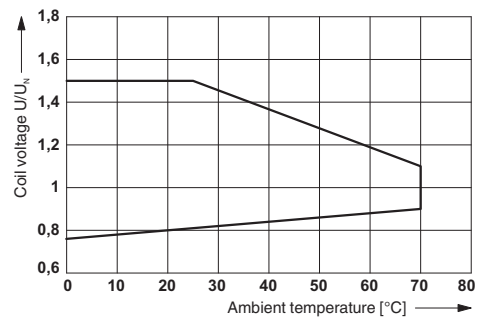
## Drawings

Circuit diagram



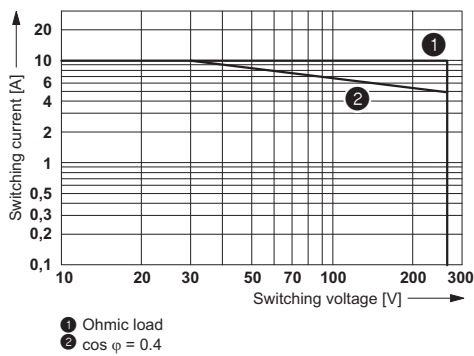
) The contacts 21, 22, 24 are connected to the relay base connections 41, 42, 44.

Diagram



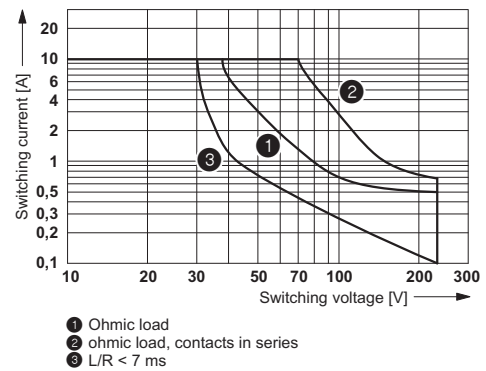
Operating voltage range of relay  $T_u = T_{coil}$

Diagram



AC interrupting rating

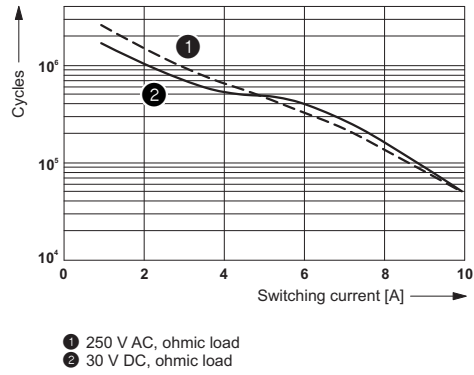
Diagram



DC interrupting rating

## Relay Module - PR2-RSP3-LV-120AC/2X21 - 2834708

Diagram



Electrical service life