

**FAST RECOVERY
GLASS PASSIVATED RECTIFIERS**

REVERSE VOLTAGE - **50 to 1000** Volts
FORWARD CURRENT - **1.5** Amperes

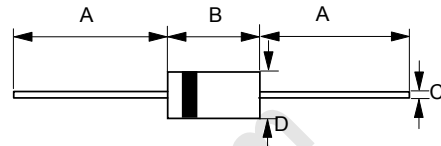
FEATURES

- Fast switching for high efficiency
- Glass passivated chip
- Low reverse leakage current
- Low forward voltage drop
- High current capability
- Plastic material has UL flammability classification 94V-0

MECHANICAL DATA

- Case : JEDEC DO-15 molded plastic
- Polarity : Color band denotes cathode
- Weight : 0.015 ounces, 0.4 grams
- Mounting position : Any

DO-15



DO-15		
Dim.	Min.	Max.
A	25.4	-
B	5.80	7.60
C	0.71 \varnothing	0.86 \varnothing
D	2.60 \varnothing	3.60 \varnothing

All Dimensions in millimeter

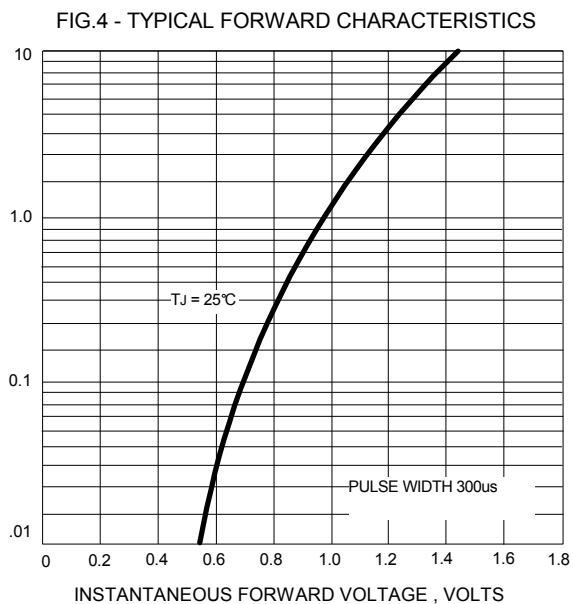
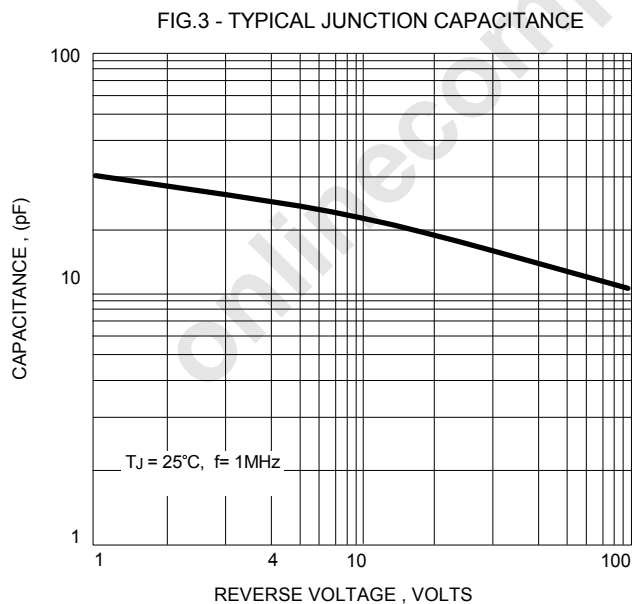
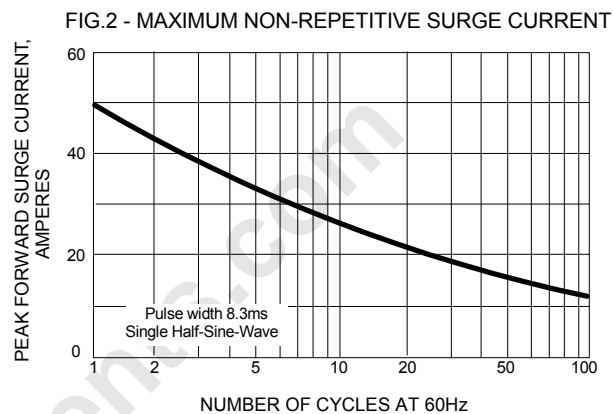
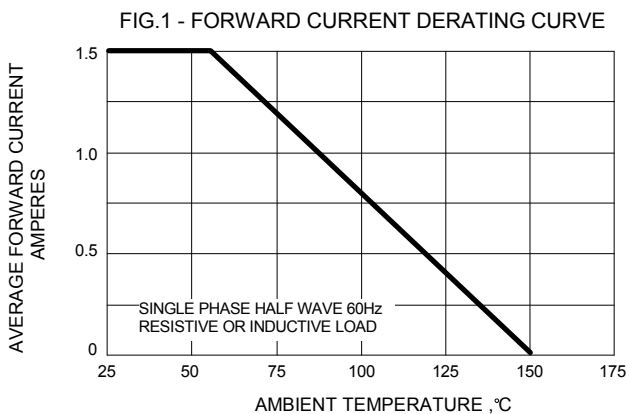
MAXIMUM RATINGS AND ELECTRICAL CHARACTERISTICS

Ratings at 25°C ambient temperature unless otherwise specified.

CHARACTERISTICS	SYMBOL	PR 1501G	PR 1502G	PR 1503G	PR 1504G	PR 1505G	PR 1506G	PR 1507G	UNIT
Maximum Recurrent Peak Reverse Voltage	V _{RRM}	50	100	200	400	600	800	1000	V
Maximum RMS Voltage	V _{RMS}	35	70	140	280	420	560	700	V
Maximum DC Blocking Voltage	V _{DC}	50	100	200	400	600	800	1000	V
Maximum Average Forward Rectified Current @T _A =55°C	I _(AV)	1.5							A
Peak Forward Surge Current 8.3ms single half sine-wave super imposed on rated load	I _{FSM}	50							A
Maximum forward Voltage at 1.5A DC	V _F	1.3							V
Maximum DC Reverse Current at Rated DC Blocking Voltage @T _J =25°C @T _J =125°C	I _R	5.0 100							uA
Maximum Reverse Recovery Time (Note 1)	T _{RR}	150			250		500		ns
Typical Junction Capacitance (Note2)	C _J	25							pF
Typical Thermal Resistance (Note 3)	R _{θJA} R _{θJL} R _{θJC}	60 20 12							°C/W
Operating Temperature Range	T _J	-55 to +150							°C
Storage Temperature Range	T _{STG}	-55 to +150							°C

NOTES : 1.Reverse Recovery Test Conditions : I_F=0.5A I_R=1A. T_{RR}=0.25A.
2.Measured at 1.0MHz and applied reverse voltage of 4.0V DC.
3.Thermal Resistance Junction to Ambient, Lead and Case.

REV. 4, Oct-2010, KDED01



Important Notice and Disclaimer

LSC reserves the right to make changes to this document and its products and specifications at any time without notice. Customers should obtain and confirm the latest product information and specifications before final design, purchase or use.

LSC makes no warranty, representation or guarantee regarding the suitability of its products for any particular purpose, nor does LSC assume any liability for application assistance or customer product design. LSC does not warrant or accept any liability with products which are purchased or used for any unintended or unauthorized application.

No license is granted by implication or otherwise under any intellectual property rights of LSC.

LSC products are not authorized for use as critical components in life support devices or systems without express written approval of LSC.