

Plug - PP-H 1,5/S/3 - 3212523

Please be informed that the data shown in this PDF Document is generated from our Online Catalog. Please find the complete data in the user's documentation. Our General Terms of Use for Downloads are valid (<http://phoenixcontact.com/download>)



Plug, Connection method: Push-in connection, Number of positions: 3, Cross section: 0.14 mm² - 1.5 mm², AWG: 26 - 14, Width: 10.5 mm, Height: 31.3 mm, Color: gray

The figure shows the PP-H 1,5/S/6 version

Product Features

- Large-surface labeling option
- The Push-in technology COMBI plugs for self-assembly provide solutions that users can implement themselves
- Tested for railway applications



Key Commercial Data

Packing unit	1 pc
Minimum order quantity	50 pc
Weight per Piece (excluding packing)	10.0 g
Custom tariff number	85366990
Country of origin	Poland

Technical data

General

Number of levels	1
Number of connections	3
Nominal cross section	1.5 mm ²
Color	gray
Insulating material	PA
Flammability rating according to UL 94	V0
Area of application	Railway industry
	Mechanical engineering
	Plant engineering

Plug - PP-H 1,5/S/3 - 3212523

Technical data

General

Maximum load current	17.5 A (with 1.5 mm ² conductor cross section)
Rated surge voltage	6 kV
Degree of pollution	3
Overvoltage category	III
Insulating material group	I
Connection in acc. with standard	IEC 61984
Maximum load current	17.5 A (with 1.5 mm ² conductor cross section)
Nominal current I _N	17.5 A (observe derating)
Nominal voltage U _N	500 V
Open side panel	Yes

Dimensions

Width	10.5 mm
Length	16.5 mm
Height	31.3 mm
	19.50 mm

Connection data

Connection method	Push-in connection
Connection in acc. with standard	IEC 61984
Conductor cross section solid min.	0.14 mm ²
Conductor cross section solid max.	1.5 mm ²
Conductor cross section AWG min.	26
Conductor cross section AWG max.	14
Conductor cross section flexible min.	0.14 mm ²
Conductor cross section flexible max.	1.5 mm ²
Min. AWG conductor cross section, flexible	26
Max. AWG conductor cross section, flexible	14
Conductor cross section flexible, with ferrule without plastic sleeve min.	0.14 mm ²
Conductor cross section flexible, with ferrule without plastic sleeve max.	1.5 mm ²
Conductor cross section flexible, with ferrule with plastic sleeve min.	0.14 mm ²
Conductor cross section flexible, with ferrule with plastic sleeve max.	1 mm ²
Stripping length	8 mm ... 10 mm
Internal cylindrical gage	A1 / B1

Standards and Regulations

Connection in acc. with standard	CSA
	IEC 61984

Plug - PP-H 1,5/S/3 - 3212523

Technical data

Standards and Regulations

Flammability rating according to UL 94	V0
--	----

Classifications

eCl@ss

eCl@ss 4.0	272607xx
eCl@ss 4.1	27260701
eCl@ss 5.0	27260701
eCl@ss 5.1	27260701
eCl@ss 6.0	27141151
eCl@ss 7.0	27141151
eCl@ss 8.0	27141151

ETIM

ETIM 4.0	EC002021
ETIM 5.0	EC002021

UNSPSC

UNSPSC 6.01	30211802
UNSPSC 7.0901	39121402
UNSPSC 11	39121402
UNSPSC 12.01	39121402
UNSPSC 13.2	39121402

Approvals

Approvals

Approvals

UL Recognized / cUL Recognized / GL / CSA / LR / VDE Gutachten mit Fertigungsüberwachung / IECCEB Scheme / EAC / NK / BV / cULus Recognized


Ex Approvals

Approvals submitted


Plug - PP-H 1,5/S/3 - 3212523

Approvals

Approval details


UL Recognized 

	B	C	D
mm ² /AWG/kcmil	26-14	26-14	26-14
Nominal current I _N	15 A	15 A	5 A
Nominal voltage U _N	300 V	300 V	600 V

cUL Recognized 


	B	C	D
mm ² /AWG/kcmil	26-14	26-14	26-14
Nominal current I _N	15 A	15 A	5 A
Nominal voltage U _N	300 V	300 V	600 V

GL

CSA 

	B	C	D
mm ² /AWG/kcmil	26-14	26-14	26-14
Nominal current I _N	15 A	15 A	5 A
Nominal voltage U _N	300 V	300 V	600 V

LR

VDE Gutachten mit Fertigungsüberwachung 

mm ² /AWG/kcmil	0.14-1.5
Nominal current I _N	14.1 A
Nominal voltage U _N	500 V

Plug - PP-H 1,5/S/3 - 3212523

Approvals

IECEE CB Scheme	
mm ² /AWG/kcmil	0.14-1.5
Nominal current I _N	14.1 A
Nominal voltage U _N	500 V
EAC	
NK	
BV	
cULus Recognized	

Drawings

Circuit diagram



Diagram

