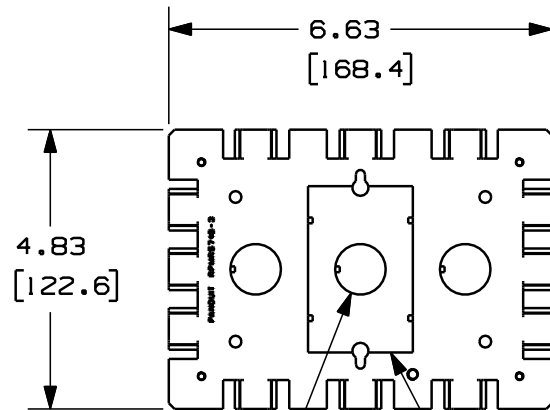
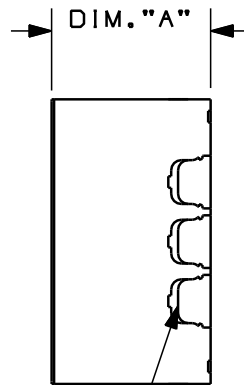
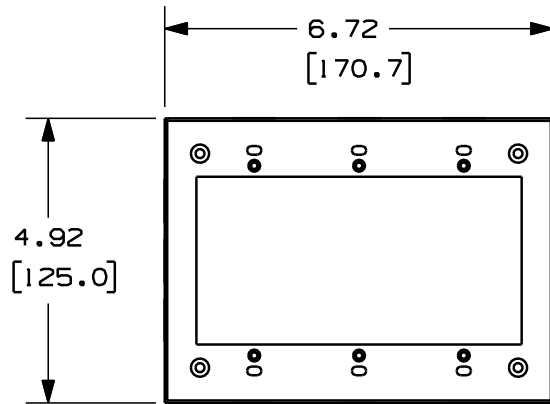


THIS COPY IS PROVIDED ON A RESTRICTED BASIS AND IS NOT TO BE USED IN ANY WAY DETRIMENTAL TO THE INTERESTS OF PANDUIT CORP.



1.03
[26.2]
TYP.

SEE NOTE 4

PANDUIT PART NO.	DIM. "A"	WEIGHT
PMR5744-3**	2.75 [69.9]	1.32 lbs / EACH (598.8 g / EACH)
PMR5744S-3**	2.25 [57.2]	1.19 lbs / EACH (539.8 g / EACH)
PMR5747-3**	1.38 [34.9]	.95 lbs / EACH (430.9 g / EACH)
PMR5748-3**	1.75 [44.5]	1.05 lbs / EACH (476.3 g / EACH)

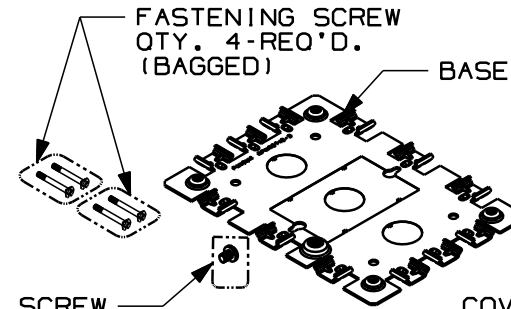
NOTES:

1. SEE CURRENT CATALOG FOR ADDITIONAL PART NUMBER SUFFIXES TO INDICATE COLOR AND/OR PACKAGE QUANTITY.
2. DIMENSIONS IN PARENTHESIS ARE METRIC.
3. THIS PRODUCT IS INTENDED TO BE USED WITH PANDUIT PMR5 OR PMR7.
4. BREAKOUT PROVIDED FOR PMR5 & PMR7 RACEWAYS.
5. MINIMAL WALL THICKNESS .036 [.91].

BREAKOUT FOR
1/2" [12.7] CONDUIT
(TYPICAL 3 PLACES)

1.81 X 2.88
[46.0 X 73.0]
RECTANGULAR BREAKOUT

GROUND SCREW
(BAGGED)



CAD FILENAME/LAYERS D39224BB_DC_THREE_GANG_BOX/OOB.PRT

PANDUIT CORP. TINLEY PARK, ILLINOIS

SINGLE CHANNEL METAL
THREE GANG BOXES
CUSTOMER DRAWING

UNLESS OTHERWISE SPECIFIED,
DIMENSIONAL TOLERANCES ARE:
(.X1) ± (.XXX1) ±
(.XX1) ± .03 [.8] ANGLES ±

UNLESS OTHERWISE SPECIFIED,
ALL DIMENSIONS ARE GIVEN
IN INCHES, THIRD ANGLE PROJECTION.

DRAWN BY
JH

DATE
10-16-06

CHK'D
RMHI

MAT'L:

STEEL

SCALE
NONE

DRAWING NO.
39224-02

DWG
SIZE
A

REV	DATE	BY	CHK	DESCRIPTION	ECN	CHK	CUST	SUP
I	05-29-07	JBN	PATR	RELEASED TO PRODUCTION	39224-02	RTF	RTF	
R	10-16-06	JH	RMHI	DRAWING RELEASED				