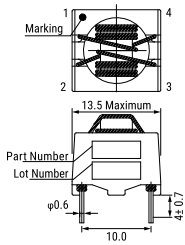
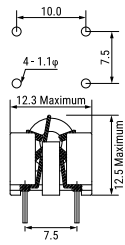


KEMET, PLT, Pulse Transformers, PLT

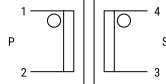
Dimensions - Millimeters



Pin Pattern Gauge Dimensions - Millimeters  
Tolerance ±0.1 mm



Circuit Diagram



General Information

<b>Series:</b>	PLT
<b>Style:</b>	Through-Hole
<b>Features:</b>	Proprietary Ferrite Material, Flat Insertion Loss Characteristics, UL94 V-0 Flame Retardant Rated Base
<b>RoHS:</b>	Yes
<b>Qualifications:</b>	UL94V-0
<b>Miscellaneous:</b>	Operating Temperature Range Includes Self-temperature Rise.

Dimensions

<b>L</b>	13.5mm MAX
<b>W</b>	12.3mm MAX
<b>H</b>	12.5mm MAX
<b>LL</b>	4mm +/-0.7mm
<b>S</b>	10mm NOM

Specifications

<b>Voltage AC:</b>	264 VAC Maximum, 3600 VAC (Dielectric, 2 Seconds Between Coil and Coil, No Abnormality)
<b>Temperature Range:</b>	-25/+100°C
<b>DC Resistance:</b>	55 mOhms

Packaging Specifications

<b>Packaging:</b>	Bulk, Box
<b>Packaging Quantity:</b>	280
<b>Component Weight:</b>	1.8 g

Statements of suitability for certain applications are based on our knowledge of typical operating conditions for such applications, but are not intended to constitute - and we specifically disclaim - any warranty concerning suitability for a specific customer application or use. This Information is intended for use only by customers who have the requisite experience and capability to determine the correct products for their application. Any technical advice inferred from this Information or otherwise provided by us with reference to the use of our products is given gratis, and we assume no obligation or liability for the advice given or results obtained.