

Relay Module - PLC-RSC-125DC/21 - 2980021

Please be informed that the data shown in this PDF Document is generated from our Online Catalog. Please find the complete data in the user's documentation. Our General Terms of Use for Downloads are valid (<http://phoenixcontact.com/download>)



PLC relay, consisting of basic terminal block PLC-BSC.../21 with screw connection and pluggable miniature relay with power contact, for assembly on DIN rail NS 35/7.5, 1 PDT, input voltage 125 V DC

The figure shows the 24 V DC version



Key Commercial Data

| | |
|--------------------------------------|----------|
| Packing unit | 1 pc |
| Weight per Piece (excluding packing) | 40.0 g |
| Custom tariff number | 85364900 |
| Country of origin | Germany |

Technical data

Note

| | |
|-------------------------|---|
| Utilization restriction | EMC: class A product, see manufacturer's declaration in the download area |
|-------------------------|---|

Dimensions

| | |
|--------|--------|
| Width | 6.2 mm |
| Height | 80 mm |
| Depth | 94 mm |

Ambient conditions

| | |
|---|------------------|
| Ambient temperature (operation) | -25 °C ... 60 °C |
| Ambient temperature (storage/transport) | -40 °C ... 85 °C |

Coil side

| | |
|--------------------------------|----------|
| Nominal input voltage U_N | 125 V DC |
| Typical input current at U_N | 3 mA |

Relay Module - PLC-RSC-125DC/21 - 2980021

Technical data

Coil side

| | |
|---|--------|
| Power dissipation for nominal condition | 0.38 W |
|---|--------|

Contact side

| | |
|--|---|
| Contact type | 1 PDT |
| Contact material | AgSnO |
| Maximum switching voltage | 250 V AC/DC (The separating plate PLC-ATP should be installed for voltages larger than 250 V (L1, L2, L3) between identical terminal blocks in adjacent modules. Potential bridging is then carried out with FBST 8-PLC... or ...FBST 500...) |
| Minimum switching voltage | 5 V (at 100 mA) |
| Min. switching current | 10 mA (at 12 V) |
| Limiting continuous current | 6 A |
| Interrupting rating (ohmic load) max. | 140 W (at 24 V DC) |
| | 20 W (at 48 V DC) |
| | 18 W (at 60 V DC) |
| | 23 W (at 110 V DC) |
| | 40 W (at 220 V DC) |
| | 1500 VA (for 250 V AC) |
| Switching capacity in acc. with DIN VDE 0660/IEC 60947 | 2 A (at 24 V, DC13) |
| | 0.2 A (at 110 V, DC13) |
| | 0.1 A (at 220 V, DC13) |
| | 3 A (at 24 V, AC15) |
| | 3 A (at 120 V, AC15) |
| | 3 A (at 230 V, AC15) |

Connection data input side

| | |
|----------------------------------|--|
| Connection name | Coil side |
| Connection method | Screw connection |
| Stripping length | 8 mm |
| Screw thread | M3 |
| Conductor cross section solid | 0.14 mm ² ... 2.5 mm ² |
| Conductor cross section flexible | 0.14 mm ² ... 2.5 mm ² |
| Conductor cross section AWG | 26 ... 14 |

Connection data output side

| | |
|-------------------------------|--|
| Connection name | Contact side |
| Connection method | Screw connection |
| Stripping length | 8 mm |
| Screw thread | M3 |
| Conductor cross section solid | 0.14 mm ² ... 2.5 mm ² |

Relay Module - PLC-RSC-125DC/21 - 2980021

Technical data

Connection data output side

| | |
|----------------------------------|--|
| Conductor cross section flexible | 0.14 mm ² ... 2.5 mm ² |
| Conductor cross section AWG | 26 ... 14 |

General

| | |
|--|---|
| Test voltage relay winding/relay contact | 4 kV AC (50 Hz, 1 min.) |
| Operating mode | 100% operating factor |
| Mechanical service life | Approx. 10 ⁷ cycles |
| Flammability rating according to UL 94 | V0 |
| Designation | Standards/regulations |
| Standards/regulations | IEC 60664 |
| | IEC 60664A |
| | DIN VDE 0110 |
| | DIN EN 50178/DIN VDE 0160 (in relevant parts) |
| | IEC 60255/DIN VDE 0435 (in relevant parts) |
| | DIN EN 50178/VDE 0160 |
| Degree of pollution | 3 |
| Overvoltage category | III |
| Mounting position | any |
| Assembly instructions | In rows with zero spacing |

Standards and Regulations

| | |
|--|---|
| Connection in acc. with standard | CUL |
| Designation | Standards/regulations |
| Standards/regulations | IEC 60664 |
| | IEC 60664A |
| | DIN VDE 0110 |
| | DIN EN 50178/DIN VDE 0160 (in relevant parts) |
| | IEC 60255/DIN VDE 0435 (in relevant parts) |
| | DIN EN 50178/VDE 0160 |
| Degree of pollution | 3 |
| Overvoltage category | III |
| Flammability rating according to UL 94 | V0 |

Classifications

eCl@ss

| | |
|------------|----------|
| eCl@ss 4.0 | 27371102 |
| eCl@ss 4.1 | 27371102 |

Relay Module - PLC-RSC-125DC/21 - 2980021

Classifications

eCl@ss

| | |
|------------|----------|
| eCl@ss 5.0 | 27371001 |
| eCl@ss 5.1 | 27371001 |
| eCl@ss 6.0 | 27371001 |
| eCl@ss 7.0 | 27371001 |
| eCl@ss 8.0 | 27371601 |
| eCl@ss 9.0 | 27371601 |

ETIM

| | |
|----------|----------|
| ETIM 2.0 | EC000196 |
| ETIM 3.0 | EC000196 |
| ETIM 4.0 | EC000196 |
| ETIM 5.0 | EC001437 |

UNSPSC

| | |
|---------------|----------|
| UNSPSC 6.01 | 30211916 |
| UNSPSC 7.0901 | 39121515 |
| UNSPSC 11 | 39121515 |
| UNSPSC 12.01 | 39121515 |
| UNSPSC 13.2 | 39121515 |

Approvals

Approvals

Approvals

UL Recognized / cUL Recognized / GL / UL Listed / cUL Listed / EAC / RC FRT / cULus Recognized / cULus Listed

Ex Approvals


Approvals submitted

Approval details

| |
|---|
| UL Recognized  |
|---|

Relay Module - PLC-RSC-125DC/21 - 2980021

Approvals

cUL Recognized 


GL

UL Listed 

cUL Listed 

EAC

RC FRT

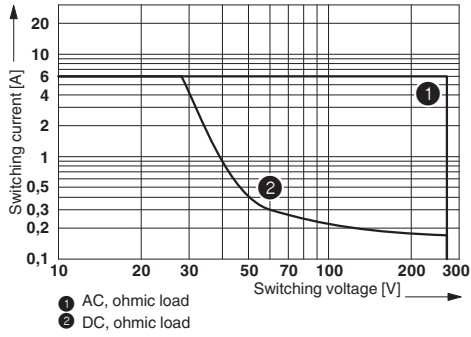
cULus Recognized 

cULus Listed 

Drawings

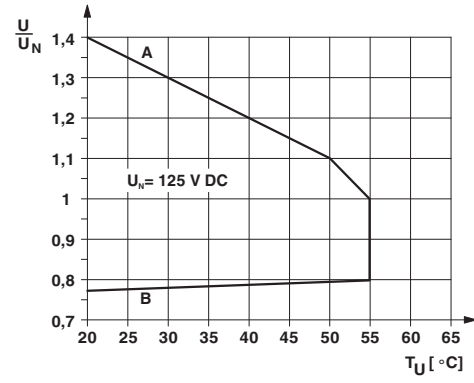
Relay Module - PLC-RSC-125DC/21 - 2980021

Diagram



Interrupting rating

Diagram



Operating voltage range