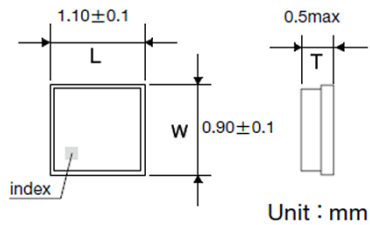


FBAR/SAW Devices (SAW Type)

F5QA876M5M2QP



■ Features

- Item Summary
SAW, Rx Type, 1.1x0.9x0.5mm
Band26
- Lifecycle Stage
Mass Production
- Standard packaging quantity (minimum)
Taping Embossed 5000 , 15000pcs

■ Products characteristics table

System	W-CDMA / LTE
Type	SAW
Function	Rx Type
band	Band26
Insertion Loss (typ)	2.2 dB
Attenuation (typ)	49 dB
Operating Temp. Range	-30 to +85 °C
RoHS2 Compliance (10 subst.)	Yes
REACH Compliance (173 subst.)	Yes
Halogen Free	Yes
Soldering	Reflow

■ External Dimensions

Dimension L	1.1 ± 0.10 mm
Dimension W	0.9 ± 0.10 mm
Dimension T	Max 0.5 mm

2017.11.16

The data is reference only. Electrical characteristics vary depending on environment or measurement condition.
 TAIYO YUDEN reserves the right to make change to the data at any time without notice.
 Before making final selection, please check product specification.



MSL1

* Pb Free Part

Customer Name	Standard specification	TAIYO YUDEN Mobile Technology Co., Ltd.	
System	Band26 Rx	Date	Dec 18, 2013
Part Number	F5QA876M5M2QP	Version 4.0d	Final

Table 1. Electrical Specification

PassBand: 859~894MHz						
Item	Condition (MHz)	Specification			Unit	Remarks
		Min.	Typ.	Max.		
Insertion Loss	859 – 894	-	2.2	3.2	dB	(*1)
Ripple	859 – 894	-	1.3	2.5	dB	
VSWR (Input)	859 – 894	-	2.1	2.4	-	
VSWR (Output)	859 – 894	-	2.1	2.4	-	
Absolute Attenuation	1 – 447	40	71	-	dB	
	814 – 849	46	49	-	dB	
	909 – 979	15	24	-	dB	
	1710 – 1980	40	47	-	dB	
	2400 – 2500	35	44	-	dB	
	2500 – 6000	30	38	-	dB	
Input impedance		50			Ω	
Output impedance		50			Ω	
Temperature range		-30 to +85			°C	
Package size		1.1typ. x 0.9typ. x 0.5max.			mm	

(*1) Specification of insertion loss excludes loss that comes from the test board.



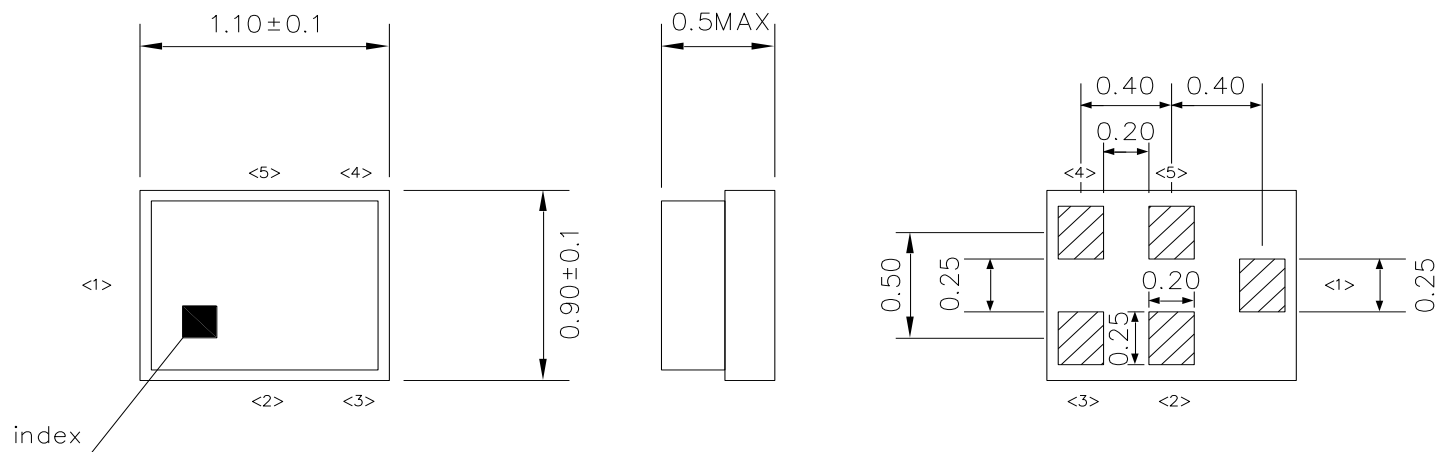
MSL1

* Pb Free Part

Customer Name	Standard specification	TAIYO YUDEN Mobile Technology Co., Ltd.	
System	Band26 Rx	Date	Dec 18, 2013
Part Number	F5QA876M5M2QP	Version 4.0d	Final

Dimensions

Device size: 1.1 typ. x 0.9 typ. x 0.5 max.

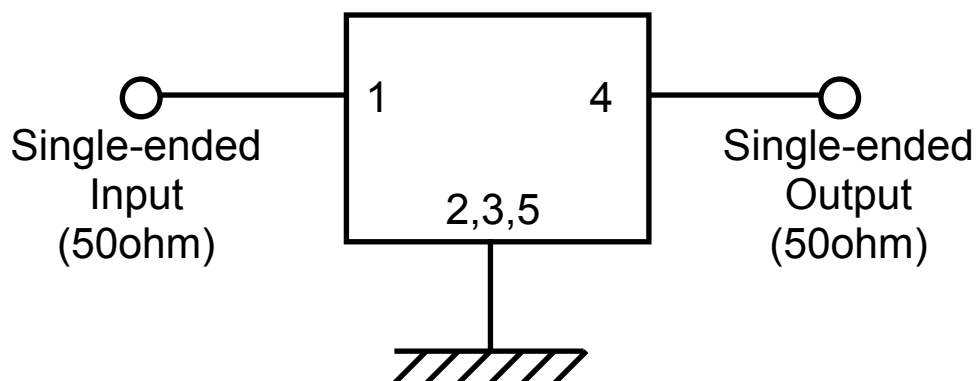


Unit : mm

Pin Configuration

Pin No.	Symbol	Function
1	IN	Single-ended pin
2	GND	Ground
3	GND	Ground
4	OUT	Single-ended pin
5	GND	Ground

Evaluation Circuit



1~5: Pin No.



MSL1

* Pb Free Part

Customer Name	Standard specification	TAIYO YUDEN Mobile Technology Co., Ltd.	
System	Band26 Rx	Date	Dec 18, 2013
Part Number	F5QA876M5M2QP	Version 4.0d	Final

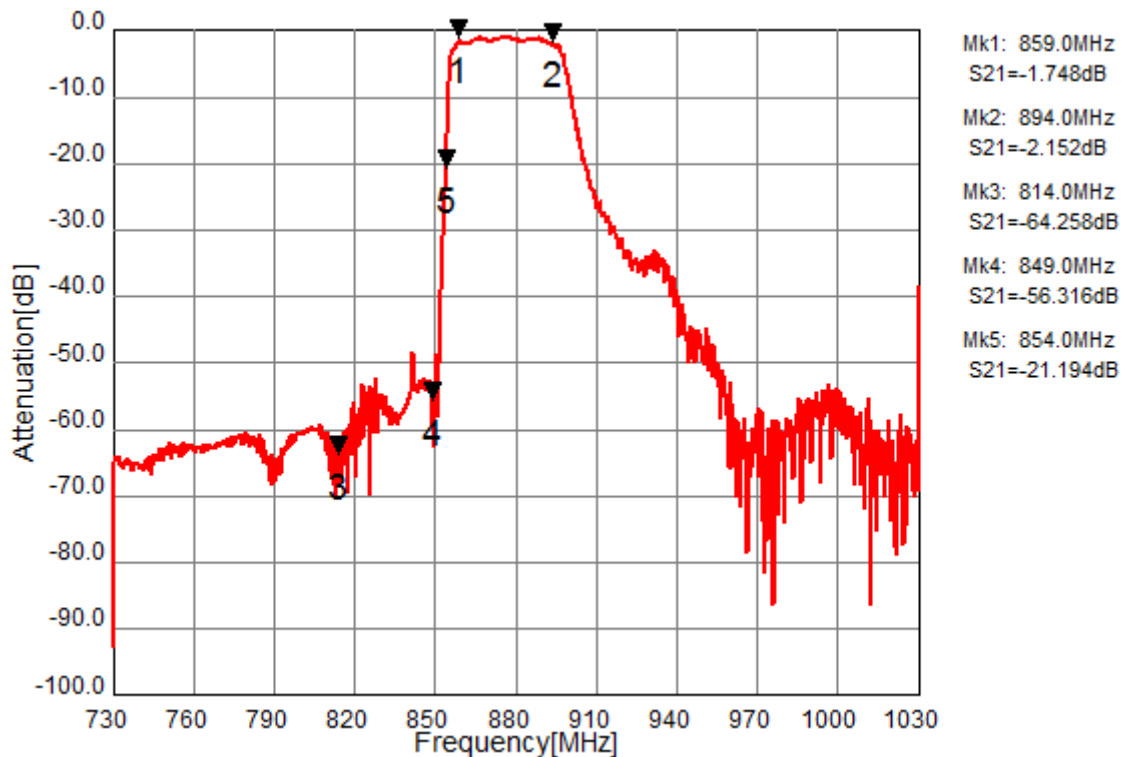


Fig.1 Pass-band Characteristic

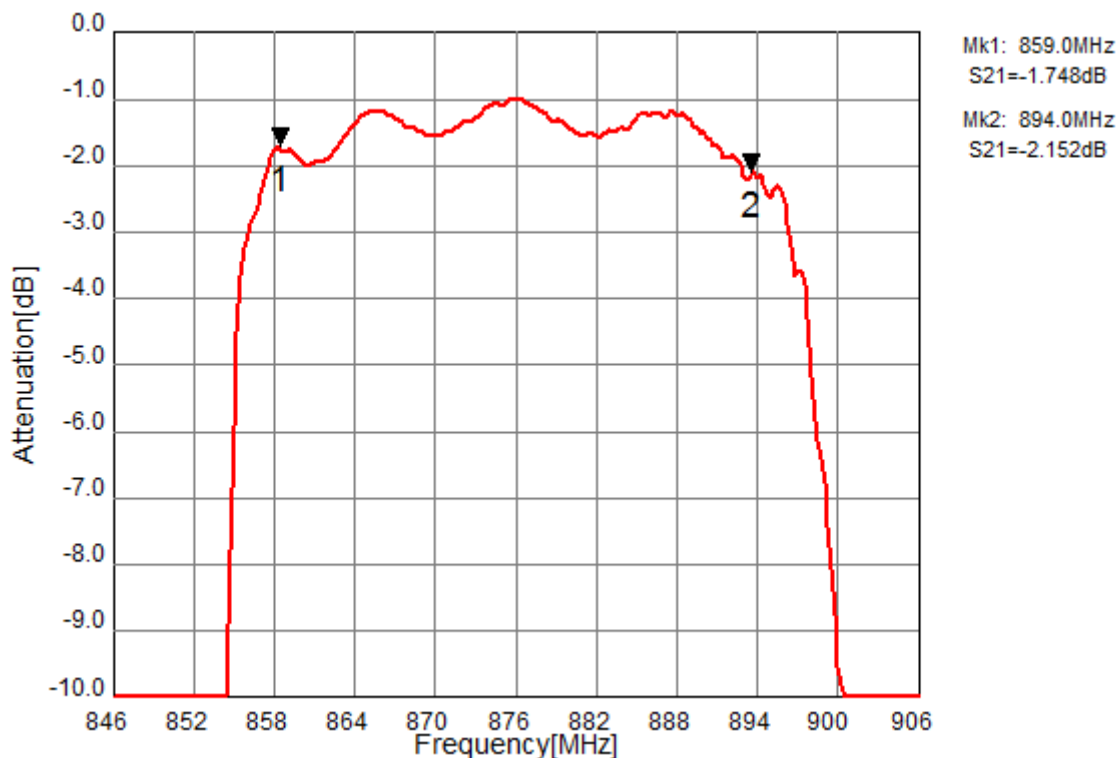


Fig.2 in-band Characteristic



MSL1

* Pb Free Part

Customer Name	Standard specification	TAIYO YUDEN Mobile Technology Co., Ltd.	
System	Band26 Rx	Date	Dec 18, 2013
Part Number	F5QA876M5M2QP	Version 4.0d	Final

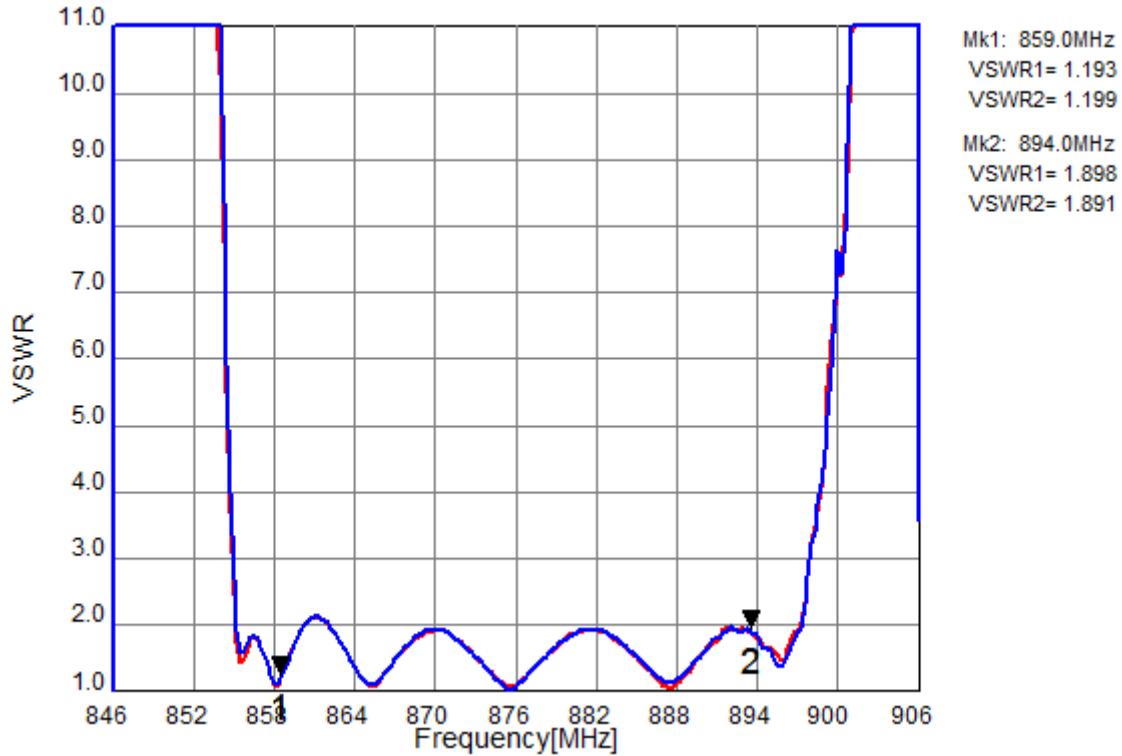


Fig.3 VSWR

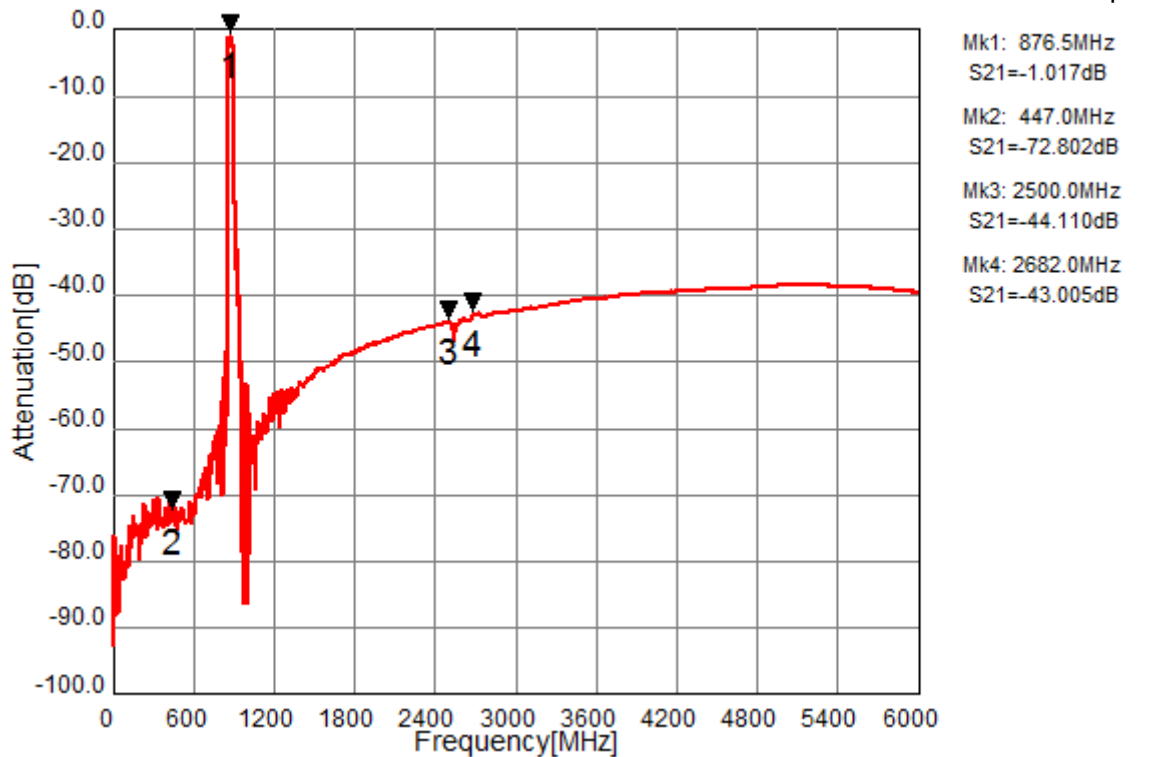


Fig.4 Wide-band Characteristic



MSL1

* Pb Free Part

Customer Name	Standard specification	TAIYO YUDEN Mobile Technology Co., Ltd.	
System	Band26 Rx	Date	Dec 18, 2013
Part Number	F5QA876M5M2QP	Version 4.0d	Final

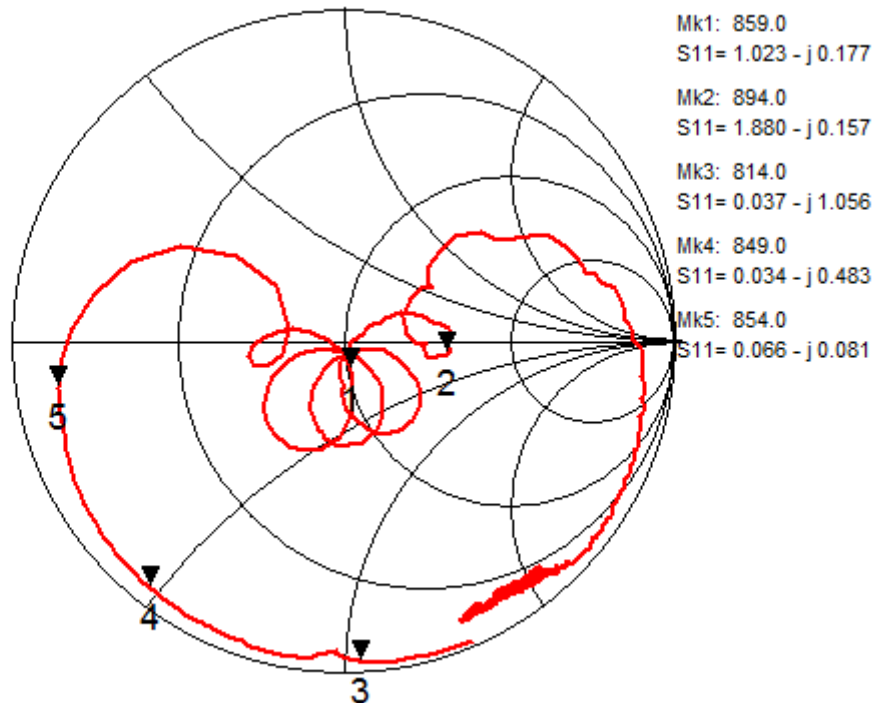


Fig.5 Impedance (INPUT)

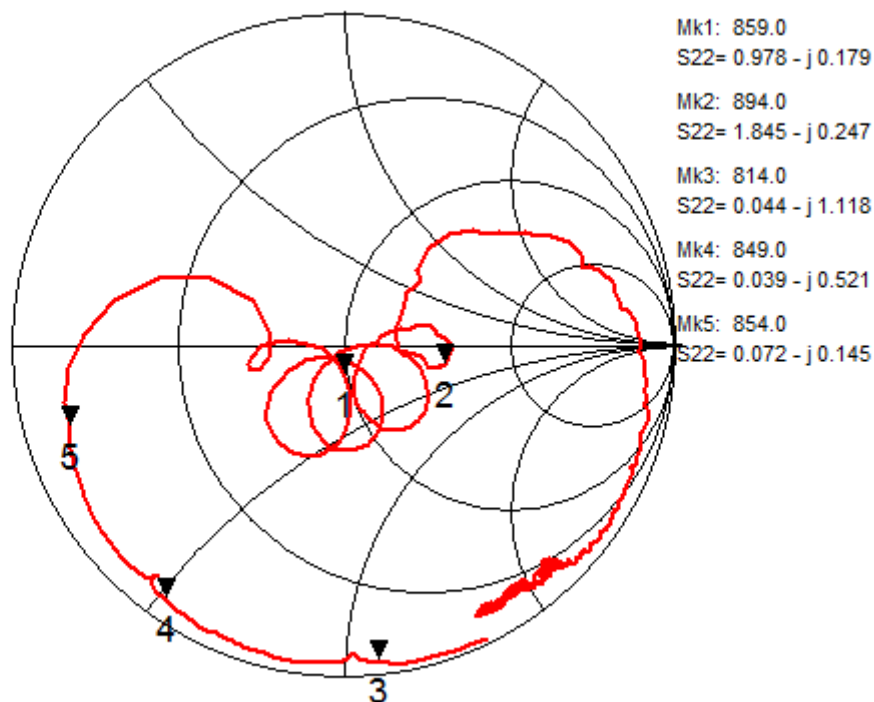


Fig.6 Impedance (OUTPUT)



* Pb Free Part



MSL1

Customer Name	Standard specification	TAIYO YUDEN Mobile Technology Co., Ltd.	
System	Band26 Rx	Date	Dec 18, 2013
Part Number	F5QA876M5M2QP	Version 4.0d	Final

Ordering Code

Ordering Code	Packing	Reel size	Status
F5QA876M5M2QP-J	Tape & Reel	5,000pcs.	MP
F5QA876M5M2QP-JA	Tape & Reel	less than 5,000 pcs.	MP
F5QA876M5M2QP-Y	Tape & Reel	15,000pcs	MP
F5QA876M5M2QP-YA	Tape & Reel	less than 15,000pcs.	MP
F5QA876M5M2QP-Q	Bulk	few pcs.	MP

*Minimum order quantity (MOQ) is assigned for each inquiry, Please contact to Sales Representatives.

*MP : Mass Production

Notice

All of the contents specified herein are subject to change without notice due to technical improvements, etc.

Please contact TAIYO YUDEN Co., Ltd. for further details of product specifications.

Please conduct validation and verification of products in actual condition of mounting and operating environment before commercial shipment of the equipment.

This product is for general electronics equipment such as Audio-Visual equipment, household electronics, office supplies, information services and telecommunications; therefore, in case this product is used for any medical equipment, space equipment, nuclear equipment or disaster prevention equipment, please contact TAIYO YUDEN in advance.

In case this product is used for general electronics equipment or circuits which require high safety and high reliability, thoroughly evaluate on safety and add a protection circuit if necessary.

Please read this notice before using the TAIYO YUDEN products.



REMINDERS

- Please conduct validation and verification of our products in actual condition of mounting and operating environment before using our products.
- The product listed in this spec sheet is intended for use in general electronic equipment (e.g., AV equipment, OA equipment, home electric appliances, office equipment, information and communication equipment including, without limitation, mobile phone, and PC). Please be sure to contact TAIYO YUDEN for further information before using the products for any equipment which may directly cause loss of human life or bodily injury (e.g., transportation equipment including, without limitation, automotive powertrain control system, train control system, and ship control system, traffic signal equipment, disaster prevention equipment, medical equipment classified as Class I, II or III by IMDRF, highly public information network equipment including, without limitation, telephone exchange, and base station).
Please do not incorporate our products into any equipment requiring high levels of safety and/or reliability (e.g., aerospace equipment, aviation equipment, medical equipment classified as Class IV by IMDRF, nuclear control equipment, undersea equipment, military equipment).
When our products are used even for high safety and/or reliability-required devices or circuits of general electronic equipment, it is strongly recommended to perform a thorough safety evaluation prior to use of our products and to install a protection circuit as necessary.
Please note that unless you obtain prior written consent of TAIYO YUDEN, TAIYO YUDEN shall not be in any way responsible for any damages incurred by you or third parties arising from use of the product listed in this spec sheet for any equipment requiring inquiry to TAIYO YUDEN or prohibited for use by TAIYO YUDEN as described above.
- Information contained in this spec sheet is intended to convey examples of typical performances and/or applications of our products and is not intended to make any warranty with respect to the intellectual property rights or any other related rights of TAIYO YUDEN or any third parties nor grant any license under such rights.
- Please note that the scope of warranty for our products is limited to the delivered our products themselves and TAIYO YUDEN shall not be in any way responsible for any damages resulting from a fault or defect in our products. Notwithstanding the foregoing, if there is a written agreement (e.g., supply and purchase agreement, quality assurance agreement) signed by TAIYO YUDEN and your company, TAIYO YUDEN will warrant our products in accordance with such agreement.
- The contents of this spec sheet are applicable to our products which are purchased from our sales offices or authorized distributors (hereinafter “TAIYO YUDEN’s official sales channel”). Please note that the contents of this spec sheet are not applicable to our products purchased from any seller other than TAIYO YUDEN’s official sales channel.
- Caution for Export
The product listed in this spec sheet may require specific procedures for export according to “U.S. Export Administration Regulations”, “Foreign Exchange and Foreign Trade Control Law” of Japan, and other applicable regulations. Should you have any questions on this matter, please contact our sales staff.