

THIS DRAWING IS UNPUBLISHED. RELEASED FOR PUBLICATION  
 © COPYRIGHT BY TYCO ELECTRONICS CORPORATION. ALL RIGHTS RESERVED.

LOC	HH	DIST	REVISIONS						
			P	LTR	DESCRIPTION	ECN	DATE	DWN	APVD
				O	RELEASE		08-APR-01	K.O	A.N
				A	RELEASE		30-SEP-02	H.S	A.N

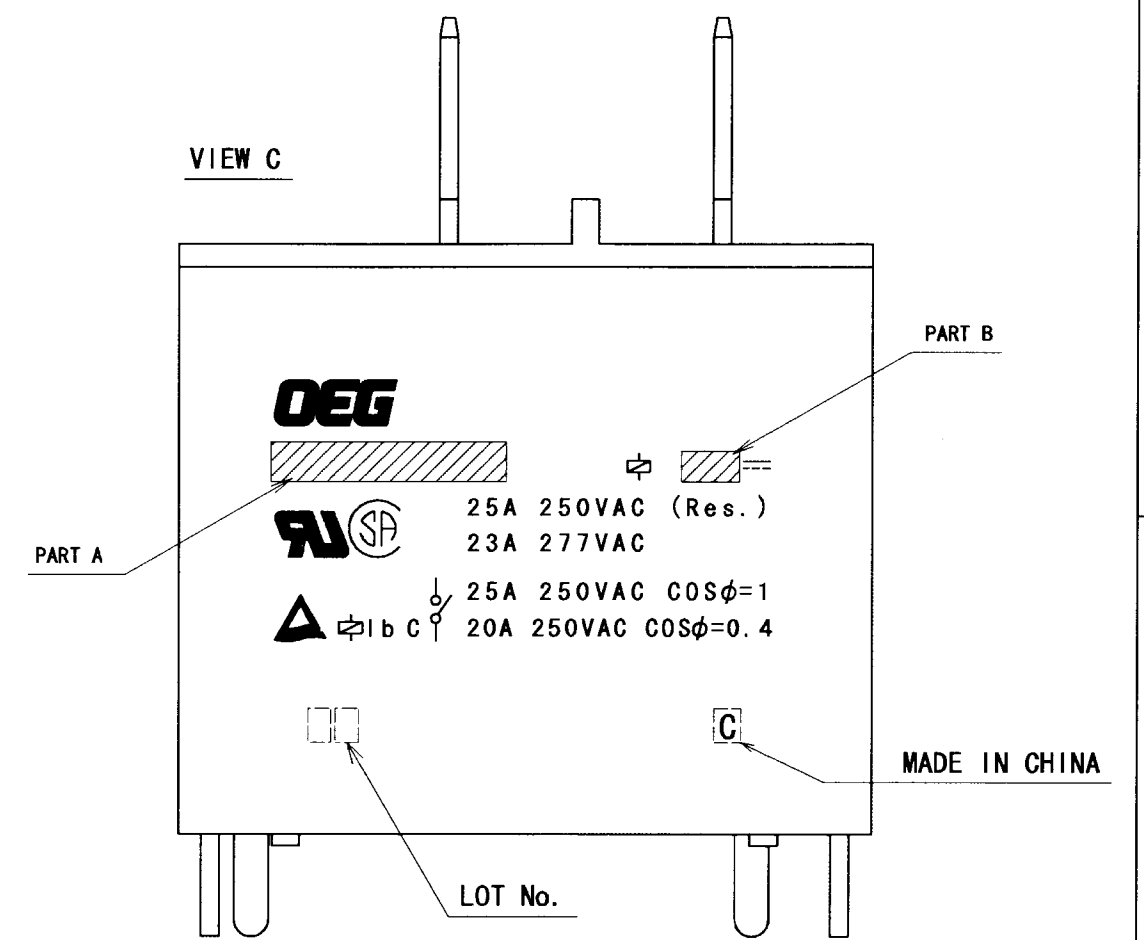
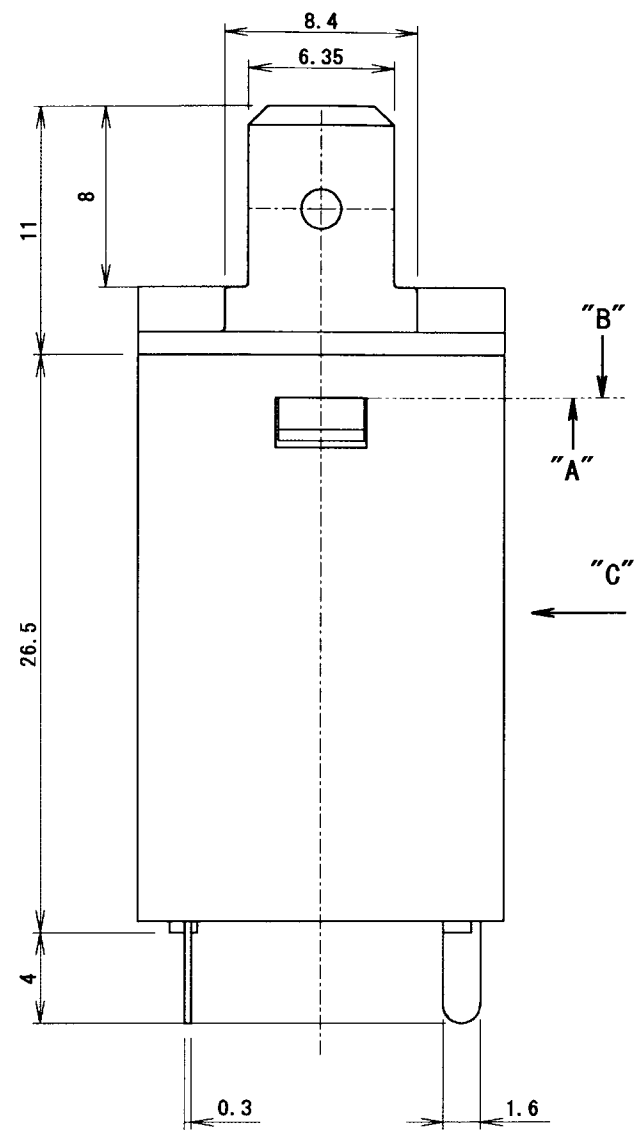
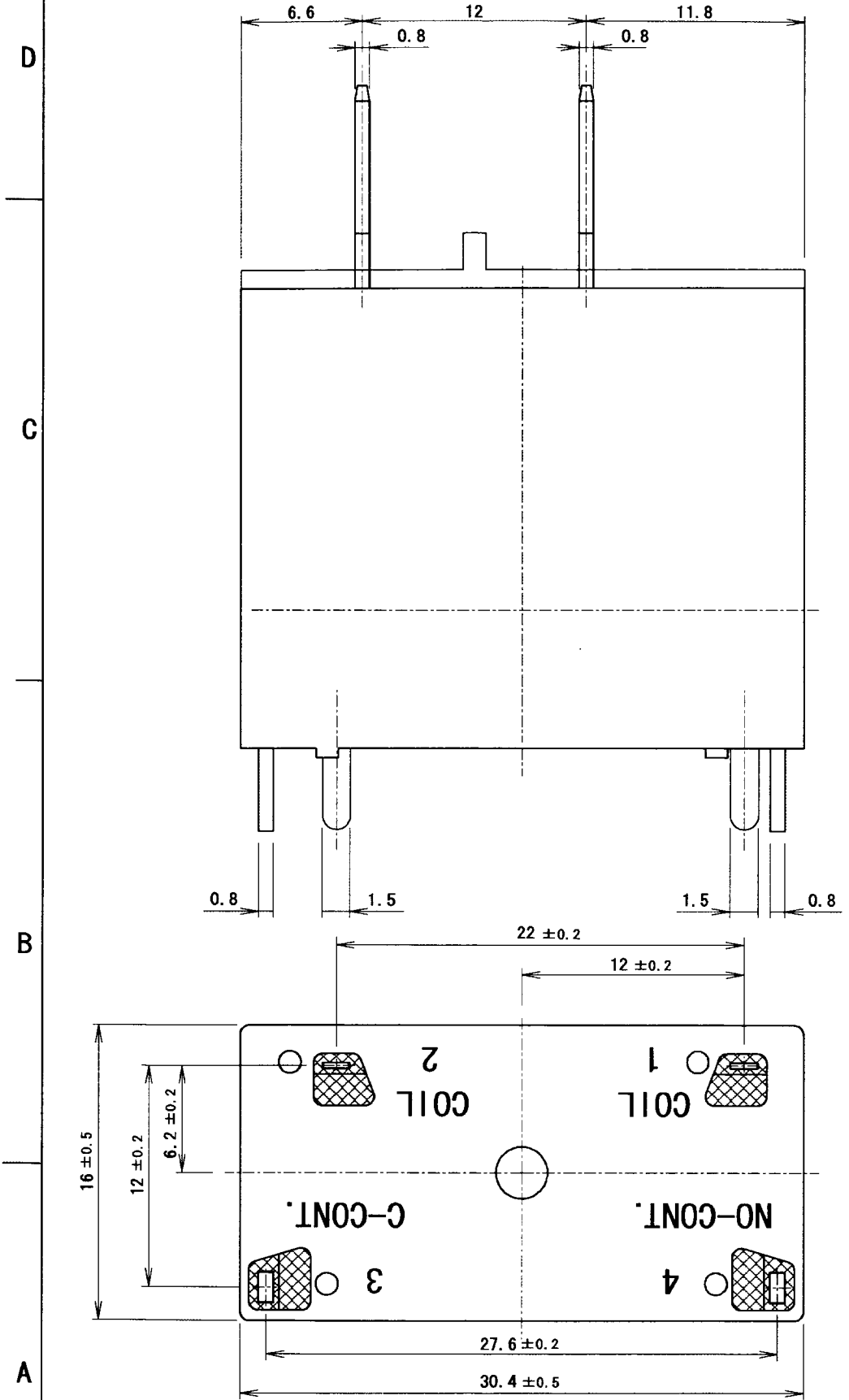


Diagram dimension 作图寸法	Tolerance 公差
0.99mm max.	±0.1mm
1 - 2.99mm	±0.2mm
3mm min.	±0.3mm

THIS DRAWING IS A CONTROLLED DOCUMENT FOR TYCO ELECTRONICS CORPORATION IT IS SUBJECT TO CHANGE AND THE CONTROLLING ENGINEERING ORGANIZATION SHOULD BE CONTACTED FOR THE LATEST REVISION.		DWN H. SASAKI		Tyco Electronics EC K.K. Tochigi, Japan	
DIMENSIONS: 単位: ㎜		CHK N. FUNAYAMA			
TOLERANCES UNLESS OTHERWISE SPECIFIED: 0 PLC ± 1 PLC ± 2 PLC ± 3 PLC ± 4 PLC ± ANGLES ±		APVD A. NAGAI		NAME 名称 PCF-D2M CUSTOMER DRAWING	
MATERIAL 材料 SEE MATERIAL TABLE		FINISH 仕上 -		PRODUCT SPEC 製品規格 -	
		APPLICATION SPEC 取付適用規格 -		WEIGHT -	
		CUSTOMER DRAWING		RESTRICTED TO -	
		SIZE A3		CAGE CODE 00779	
		DRAWING NO 番号 5-1440002-4		SCALE 尺度 3 : 1	
		SHEET 1 OF 2		REV A	

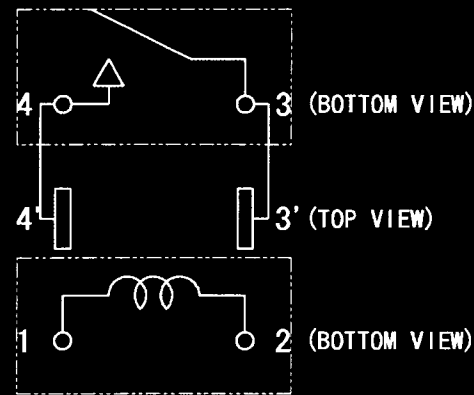
THIS DRAWING IS UNPUBLISHED. RELEASED FOR PUBLICATION  
 © COPYRIGHT BY TYCO ELECTRONICS CORPORATION. ALL RIGHTS RESERVED.

LOC HH DIST

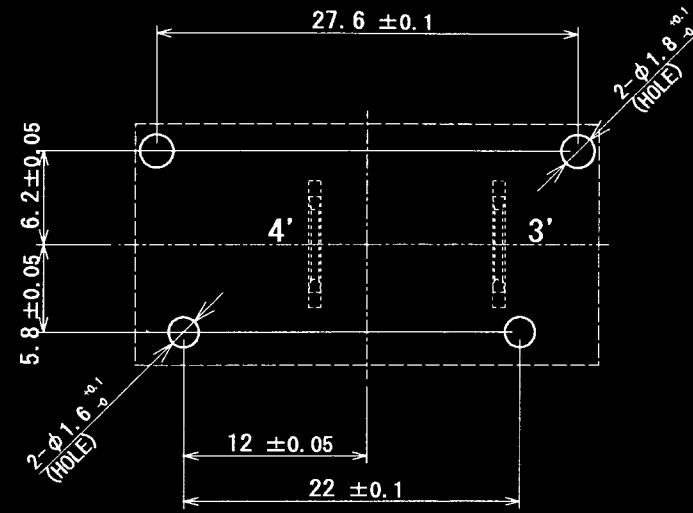
REVISONS  
 変更

P	LTR	DESCRIPTION	ECN	DATE	DWN	APVD

CONNECTION DIAGRAM  
 結線図



DRILLING DIAGRAM (BOTTOM VIEW)  
 基板加工図 (底面図)



PART NO	DESCRIPTION	PART B	PART A	ITEM
5-1440002-9	PCF-148D2M, 000	48V	PCF-148D2M	f
5-1440002-8	PCF-124D2M, 000	24V	PCF-124D2M	e
3-1419153-4	PCF-112D2M, 000	12V	PCF-112D2M	d
5-1440002-6	PCF-109D2M, 000	9V	PCF-109D2M	c
5-1440002-5	PCF-106D2M, 000	6V	PCF-106D2M	b
5-1440002-4	PCF-105D2M, 000	5V	PCF-105D2M	a

RELAY TYPE

AR	AR	AR	AR	AR	AR			EPOXY RESIN	SEAL	17
1	1	1	1	1	1			POLYURETHANE Cu WIRE	MAGNETIC WIRE	16
1	1	1	1	1	1	UL 94V-0		PPS	CARD	15
1	1	1	1	1	1	UL 94V-0		PBT	CASE	14
1	1	1	1	1	1	UL 94V-0		PBT	BASE	13
1	1	1	1	1	1	UL 94V-0		PBT	BOBBIN	12
1	1	1	1	1	1		SOLDER DIP	Cu ALLOY	COIL TERMINAL R	11
1	1	1	1	1	1		SOLDER DIP	Cu ALLOY	COIL TERMINAL L	10
1	1	1	1	1	1			STAINLESS	HINGE SPRING	9
1	1	1	1	1	1			Ag ALLOY	STATIONARY CONTACT	8
1	1	1	1	1	1			Ag ALLOY	MOVABLE CONTACT	7
1	1	1	1	1	1		SOLDER DIP	Cu ALLOY	MOVABLE SPRING	6
1	1	1	1	1	1		SOLDER DIP	Cu ALLOY	STATIONARY TERMINAL	5
1	1	1	1	1	1		SOLDER DIP	Cu ALLOY	MOVABLE TERMINAL	4
1	1	1	1	1	1		Ni PLATED	STEEL	CORE	3
1	1	1	1	1	1		Ni PLATED	STEEL	ARMATURE	2
1	1	1	1	1	1		Ni PLATED	STEEL	YOKE	1
b	a	b	a	b	a	INCOMBUSTIBILITY	TREATMENT	MATERIAL	DESCRIPTION	ITEM

THIS DRAWING IS A CONTROLLED DOCUMENT FOR TYCO ELECTRONICS CORPORATION  
 IT IS SUBJECT TO CHANGE AND THE CONTROLLING ENGINEERING ORGANIZATION  
 SHOULD BE CONTACTED FOR THE LATEST REVISION.

DIMENSIONS:  
 単位: ㎜



TOLERANCES UNLESS  
 OTHERWISE SPECIFIED:

0 PLC	±
1 PLC	±
2 PLC	±
3 PLC	±
4 PLC	±
ANGLES	±

MATERIAL  
 材料  
 SEE MATERIAL TABLE

FINISH  
 仕上

DWN

CHK

APVD

PRODUCT SPEC  
 製品規格

APPLICATION SPEC  
 取付適用規格

WEIGHT

CUSTOMER DRAWING

tyco  
 Electronics

Tyco Electronics EC K.K.  
 Tochigi, Japan

NAME  
 名称

PCF-D2M CUSTOMER DRAWING

SIZE  
 A3

CAGE CODE  
 00779

DRAWING NO  
 番号

5-1440002-4

RESTRICTED TO

SCALE  
 尺度 3:1

SHEET  
 2 OF 2

REV  
 A