

Printed-circuit board connector - PC 5/ 4-STF1-7,62 - 1777859

Please be informed that the data shown in this PDF Document is generated from our Online Catalog. Please find the complete data in the user's documentation. Our General Terms of Use for Downloads are valid (<http://download.phoenixcontact.com>)

Plug component, Nominal current: 41 A, Rated voltage (III/2): 1000 V, Number of positions: 4, Pitch: 7.62 mm, Connection method: Screw connection, Color: green, Contact surface: Tin



Product Features

- ✓ Unlimited 600 V UL approval
- ✓ CP-PC coding profile as protection against mismatching
- ✓ Automatic, tool-free snap-lock mechanism using the Click and Lock system (-STCL); high level of safety even in the event of vibrations
- ✓ Maximum contact reliability due to integrated double steel spring
- ✓ High-capacity plugs with a current carrying capacity of 41 A and a connection capacity of 6 mm², stranded/10 mm², solid



Key commercial data

Packing unit	1 PCE
GTIN	 4 046356 522991
Custom tariff number	85366990
Country of origin	GERMANY

Technical data

Dimensions / positions

Length	35.5 mm
Height	19.7 mm
Pitch	7.62 mm
Dimension a	22.86 mm
Number of positions	4
Screw thread	M3
Tightening torque, min	0.5 Nm
Tightening torque max	0.8 Nm

Printed-circuit board connector - PC 5/ 4-STF1-7,62 - 1777859

Technical data

Technical data

Range of articles	PC 5/..-STF1
Insulating material group	I
Rated surge voltage (III/3)	8 kV
Rated surge voltage (III/2)	8 kV
Rated surge voltage (II/2)	6 kV
Rated voltage (III/2)	1000 V
Rated voltage (II/2)	1000 V
Nominal current I_N	41 A
Nominal voltage U_N	1000 V
Nominal cross section	6 mm ²
Maximum load current	41 A
Insulating material	PA
Inflammability class according to UL 94	V0
Internal cylindrical gage	A4
Stripping length	10 mm
Nominal voltage, UL/CUL Use Group B	600 V
Nominal current, UL/CUL Use Group B	41 A
Nominal voltage, UL/CUL Use Group C	600 V
Nominal current, UL/CUL Use Group C	41 A

Connection data

Conductor cross section solid min.	0.2 mm ²
Conductor cross section solid max.	10 mm ²
Conductor cross section stranded min.	0.2 mm ²
Conductor cross section stranded max.	6 mm ²
Conductor cross section stranded, with ferrule without plastic sleeve min.	0.25 mm ²
Conductor cross section stranded, with ferrule without plastic sleeve max.	6 mm ²
Conductor cross section stranded, with ferrule with plastic sleeve min.	0.25 mm ²
Conductor cross section stranded, with ferrule with plastic sleeve max.	4 mm ²
Conductor cross section AWG/kcmil min.	24
Conductor cross section AWG/kcmil max	10
2 conductors with same cross section, solid min.	0.2 mm ²
2 conductors with same cross section, solid max.	2.5 mm ²
2 conductors with same cross section, stranded min.	0.2 mm ²
2 conductors with same cross section, stranded max.	4 mm ²
2 conductors with same cross section, stranded, ferrules without plastic sleeve, min.	0.25 mm ²

Printed-circuit board connector - PC 5/ 4-STF1-7,62 - 1777859

Technical data

Connection data

2 conductors with same cross section, stranded, ferrules without plastic sleeve, max.	1.5 mm ²
2 conductors with same cross section, stranded, TWIN ferrules with plastic sleeve, min.	0.25 mm ²
2 conductors with same cross section, stranded, TWIN ferrules with plastic sleeve, max.	2.5 mm ²
Minimum AWG according to UL/CUL	24
Maximum AWG according to UL/CUL	8

Classifications

ETIM

ETIM 3.0	EC001121
ETIM 4.0	EC002643
ETIM 5.0	EC002638

UNSPSC

UNSPSC 11	39121432
UNSPSC 12.01	39121432
UNSPSC 13.2	39121432
UNSPSC 6.01	30211801
UNSPSC 7.0901	39121432

eCl@ss

eCl@ss 4.0	27141109
eCl@ss 4.1	27141109
eCl@ss 5.0	27141190
eCl@ss 5.1	27141190
eCl@ss 6.0	27261101
eCl@ss 7.0	27440402

Accessories

Accessories

Tools

Printed-circuit board connector - PC 5/ 4-STF1-7,62 - 1777859

Accessories

Screwdriver - SZK PH1 VDE - 1205150



Screwdriver, PH crosshead, VDE insulated, size: PH 1 x 80 mm, 2-component grip, with non-slip grip

Screwdriver - SZS 0,6X3,5 - 1205053



Actuation tool, for ST terminal blocks, insulated, also suitable for use as a bladed screwdriver, size: 0.6 x 3.5 x 100 mm, 2-component grip, with non-slip grip

Coding profile - CP-PC RD - 1701967



Coding profile, for plugging into the coding ribs of the plug at a later date, insulating material, color: Red

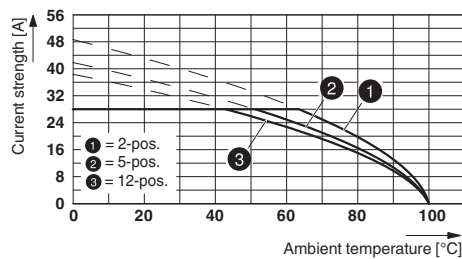
Drawings

Diagram

Type:
PC
5/...-
STF1-7,62
with
PCVK
4-7,62
and
PCVK
4-7,62-

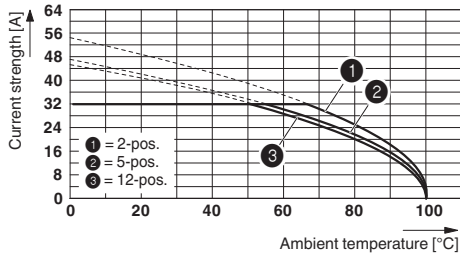
Operating curve for: PC 5/...-ST1-7,62 with PC 4/...-G-7,62
Conductor cross section: 4 mm²

Diagram



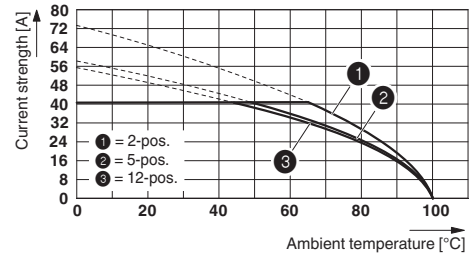
Printed-circuit board connector - PC 5/ 4-STF1-7,62 - 1777859

Diagram



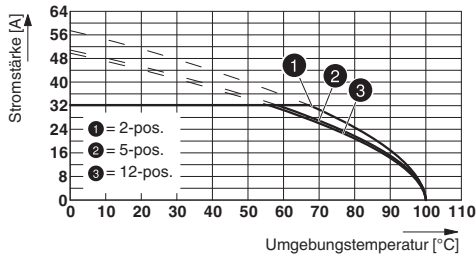
Derating curve for: PC 5/...-ST1-7,62 with PC 5/...-G-7,62
Conductor cross section: 6 mm²

Diagram



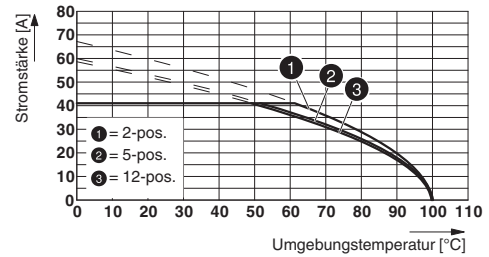
Derating curve for: PC 5/...-ST1-7,62 with PC 5/...-G-7,62
Conductor cross section: 10 mm²

Diagram



Type: PC 5/...-ST(F)1-7,62 with PC 5/...-GU(F)-7,62
Conductor cross section: 6 mm²

Diagram



Type: PC 5/...-ST(F)1-7,62 with PC 5/...-G(F)U-7,62
Conductor cross section: 10 mm²

Dimensioned drawing

