

Base strip - PC 4/ 6-G-7,62 - 1804836

Please be informed that the data shown in this PDF Document is generated from our Online Catalog. Please find the complete data in the user's documentation. Our General Terms of Use for Downloads are valid (<http://phoenixcontact.com/download>)



Header, Nominal current: 20 A, Rated voltage (III/2): 630 V, Number of positions: 6, Pitch: 7.62 mm, Color: green, Contact surface: Tin, Mounting: Wave soldering, Mounting flange: Accessory Order No. 1827570


The figure shows a 5-pos. version of the product

Why buy this product

- PCB-SHIELD shroud for a professional EMC shield connection
- Vibration-resistant connection by means of separate BF-PC 4 mounting flanges (also for screw connection in the device)
- PC 4 headers for use in combination with all PC 4 plugs
- CP-PC RD coding profiles as protection against mismatching



Key Commercial Data

Packing unit	50 pc
GTIN	 4 017918 046279
Weight per Piece (excluding packing)	10.04 g
Custom tariff number	85366990
Country of origin	Germany

Technical data

Dimensions

Length	29 mm
Pitch	7.62 mm
Dimension a	38.1 mm
Width	45.7 mm
Constructional height	14.3 mm
Height	20 mm
Length of the solder pin	5 mm
Pin dimensions	1 x 0,8 mm
Hole diameter	1.3 mm

Base strip - PC 4/ 6-G-7,62 - 1804836

Technical data

General

Range of articles	PC 4/..-G
Insulating material group	I
Rated surge voltage (III/3)	6 kV
Rated surge voltage (III/2)	6 kV
Rated surge voltage (II/2)	6 kV
Rated voltage (III/3)	400 V
Rated voltage (III/2)	630 V
Rated voltage (II/2)	630 V
Connection in acc. with standard	EN-VDE
Nominal current I_N	20 A
Maximum load current	20 A
Insulating material	PA
Flammability rating according to UL 94	V0
Color	green
Number of positions	6

Standards and Regulations

Connection in acc. with standard	EN-VDE
	CSA
Flammability rating according to UL 94	V0

Classifications

eCl@ss

eCl@ss 4.0	272607xx
eCl@ss 4.1	27260701
eCl@ss 5.0	27260701
eCl@ss 5.1	27260701
eCl@ss 6.0	27260704
eCl@ss 7.0	27440402
eCl@ss 8.0	27440402
eCl@ss 9.0	27440402

ETIM

ETIM 3.0	EC001121
ETIM 4.0	EC002637
ETIM 5.0	EC002637

UNSPSC

UNSPSC 6.01	30211810
UNSPSC 7.0901	39121409
UNSPSC 11	39121409

Base strip - PC 4/ 6-G-7,62 - 1804836

Classifications

UNSPSC

UNSPSC 12.01	39121409
UNSPSC 13.2	39121409

Approvals

Approvals

Approvals

CSA / UL Recognized / cUL Recognized / LR / GL / BV / DNV / RS / EAC / cULus Recognized

Ex Approvals

Approvals submitted

Approval details

CSA		
	B	C
Nominal current IN	20 A	20 A
Nominal voltage UN	300 V	300 V

UL Recognized		
	B	C
Nominal current IN	20 A	20 A
Nominal voltage UN	300 V	300 V

cUL Recognized		
	B	C
Nominal current IN	20 A	20 A
Nominal voltage UN	300 V	300 V

LR

Base strip - PC 4/ 6-G-7,62 - 1804836

Approvals


GL

BV

DNV

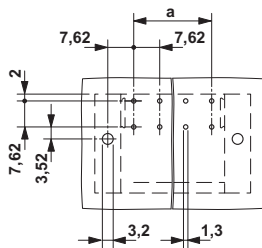
RS

EAC

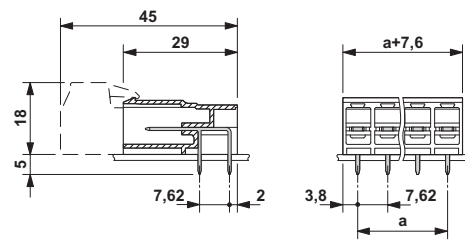
cULus Recognized 

Drawings

Drilling diagram

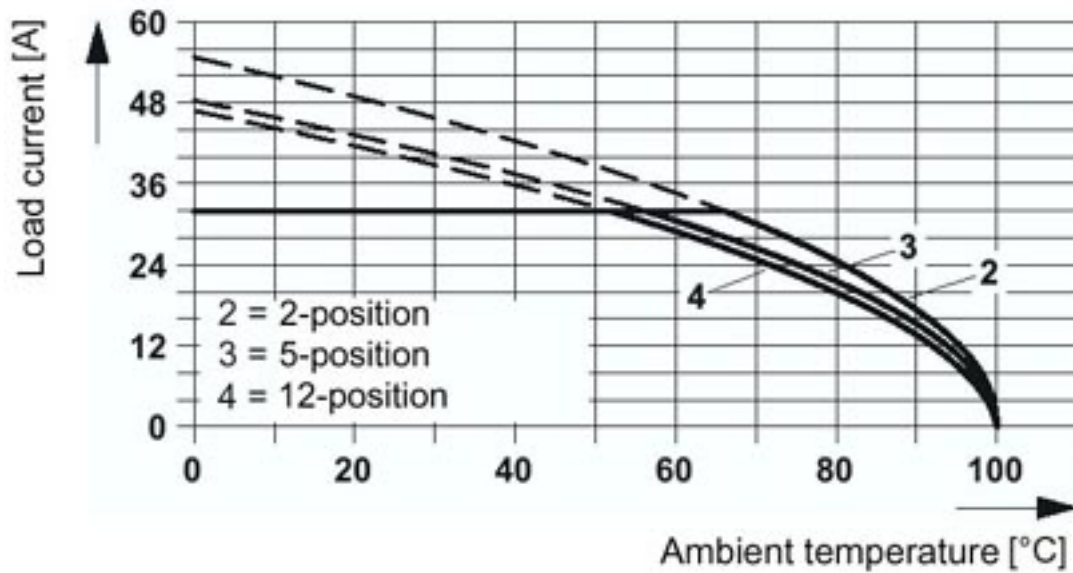


Dimensional drawing



Base strip - PC 4/ 6-G-7,62 - 1804836

Diagram



The illustration shows the derating curve for plugs PC 5/...-ST-7,62 in combination with header PC 4/...-G-7,62.