

Printed-circuit board connector - PC 4/12-STF-7,62 - 1827583

Please be informed that the data shown in this PDF Document is generated from our Online Catalog. Please find the complete data in the user's documentation. Our General Terms of Use for Downloads are valid (<http://phoenixcontact.com/download>)

Plug component, Nominal current: 20 A, Rated voltage (III/2): 630 V, Number of positions: 12, Pitch: 7.62 mm, Connection method: Screw connection with tension sleeve, Color: green, Contact surface: Tin




The figure shows a 5-pos. version of the product

Product Features

- Plugs can be keyed using CP-PC RD coding profiles
- High-capacity plugs with a current carrying capacity of 20 A
- Vibration-resistant connection by means of screw flange (PC 4/...-STF-7,62)
- Integrated double steel spring as extra safety against contact corrosion
- Screw connection up to 4 mm², stranded



Key Commercial Data

| | |
|--------------------------------------|---|
| Packing unit | 1 pc |
| GTIN |  4 017918 050146 |
| Weight per Piece (excluding packing) | 52.91 g |
| Custom tariff number | 85366990 |
| Country of origin | Germany |

Technical data

Dimensions

| | |
|-------------|-----------|
| Width | 106.66 mm |
| Pitch | 7.62 mm |
| Dimension a | 83.82 mm |

General

| | |
|-------------------|-------------|
| Range of articles | PC 4/...STF |
|-------------------|-------------|

Printed-circuit board connector - PC 4/12-STF-7,62 - 1827583

Technical data

General

| | |
|--|-------------------|
| Insulating material group | I |
| Rated surge voltage (III/3) | 6 kV |
| Rated surge voltage (III/2) | 6 kV |
| Rated surge voltage (II/2) | 6 kV |
| Rated voltage (III/3) | 400 V |
| Rated voltage (III/2) | 630 V |
| Rated voltage (II/2) | 1000 V |
| Connection in acc. with standard | EN-VDE |
| Nominal current I_N | 20 A |
| Nominal cross section | 4 mm ² |
| Maximum load current | 20 A |
| Insulating material | PA |
| Flammability rating according to UL 94 | V0 |
| Internal cylindrical gage | A4 |
| Stripping length | 7 mm |
| Number of positions | 12 |
| Screw thread | M3 |
| Tightening torque, min | 0.5 Nm |
| Tightening torque max | 0.6 Nm |

Connection data

| | |
|---|----------------------|
| Conductor cross section solid min. | 0.2 mm ² |
| Conductor cross section solid max. | 4 mm ² |
| Conductor cross section flexible min. | 0.2 mm ² |
| Conductor cross section flexible max. | 4 mm ² |
| Conductor cross section flexible, with ferrule without plastic sleeve min. | 0.25 mm ² |
| Conductor cross section flexible, with ferrule without plastic sleeve max. | 4 mm ² |
| Conductor cross section flexible, with ferrule with plastic sleeve min. | 0.25 mm ² |
| Conductor cross section flexible, with ferrule with plastic sleeve max. | 4 mm ² |
| Conductor cross section AWG min. | 24 |
| Conductor cross section AWG max. | 10 |
| 2 conductors with same cross section, solid min. | 0.2 mm ² |
| 2 conductors with same cross section, solid max. | 2.5 mm ² |
| 2 conductors with same cross section, stranded min. | 0.2 mm ² |
| 2 conductors with same cross section, stranded max. | 1.5 mm ² |
| 2 conductors with same cross section, stranded, ferrules without plastic sleeve, min. | 0.25 mm ² |

Printed-circuit board connector - PC 4/12-STF-7,62 - 1827583

Technical data

Connection data

| | |
|---|---------------------|
| 2 conductors with same cross section, stranded, ferrules without plastic sleeve, max. | 1.5 mm ² |
| 2 conductors with same cross section, stranded, TWIN ferrules with plastic sleeve, min. | 0.5 mm ² |
| 2 conductors with same cross section, stranded, TWIN ferrules with plastic sleeve, max. | 2.5 mm ² |
| Minimum AWG according to UL/CUL | 30 |
| Maximum AWG according to UL/CUL | 10 |

Standards and Regulations

| | |
|--|--------|
| Connection in acc. with standard | EN-VDE |
| | CSA |
| Flammability rating according to UL 94 | V0 |

Classifications

eCl@ss

| | |
|------------|----------|
| eCl@ss 4.0 | 272607xx |
| eCl@ss 4.1 | 27260701 |
| eCl@ss 5.0 | 27260701 |
| eCl@ss 5.1 | 27260701 |
| eCl@ss 6.0 | 27260704 |
| eCl@ss 7.0 | 27440402 |
| eCl@ss 8.0 | 27440309 |

ETIM

| | |
|----------|----------|
| ETIM 3.0 | EC001121 |
| ETIM 4.0 | EC002638 |
| ETIM 5.0 | EC002638 |

UNSPSC

| | |
|---------------|----------|
| UNSPSC 6.01 | 30211810 |
| UNSPSC 7.0901 | 39121409 |
| UNSPSC 11 | 39121409 |
| UNSPSC 12.01 | 39121409 |
| UNSPSC 13.2 | 39121409 |

Approvals

Approvals

Printed-circuit board connector - PC 4/12-STF-7,62 - 1827583

Approvals

Approvals

CSA / UL Recognized / cUL Recognized / LR / GL / DNV / BV / EAC / cULus Recognized

Ex Approvals

Approvals submitted

Approval details

| | | |
|--------------------------------|-------|-------|
| CSA | | |
| | B | C |
| mm ² /AWG/kcmil | 28-10 | 28-10 |
| Nominal current I _N | 20 A | 20 A |
| Nominal voltage U _N | 300 V | 300 V |

| | | | |
|--------------------------------|-------|-------|-------|
| UL Recognized | | | |
| | B | C | D |
| mm ² /AWG/kcmil | 30-10 | 30-10 | 30-10 |
| Nominal current I _N | 20 A | 20 A | 5 A |
| Nominal voltage U _N | 300 V | 300 V | 600 V |

| | | | |
|--------------------------------|-------|-------|-------|
| cUL Recognized | | | |
| | B | C | D |
| mm ² /AWG/kcmil | 30-10 | 30-10 | 30-10 |
| Nominal current I _N | 20 A | 20 A | 5 A |
| Nominal voltage U _N | 300 V | 300 V | 600 V |

| |
|----|
| LR |
|----|

Printed-circuit board connector - PC 4/12-STF-7,62 - 1827583

Approvals

GL

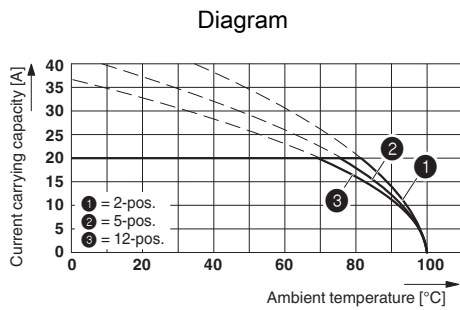
DNV

BV

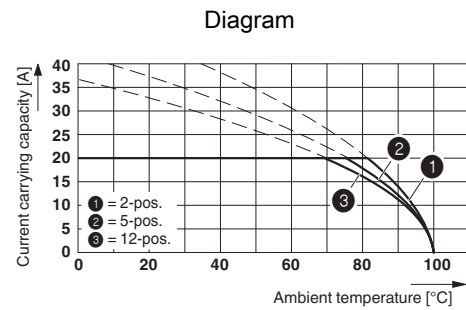
EAC

cULus Recognized US

Drawings



Derating curve for: PC 4/12-ST-7,62 with PC 4/12-G-7,62



Derating curve for: PC 4/12-ST-7,62 with PCV 4/12-G-7,62

Dimensional drawing

