

An **IDEAL** Company

Anderson Power Products new line of power drawer series connectors gives our customers more selections than ever to meet their power connector needs. These cost effective, mixed power and signal drawer connectors are manufactured using the same high quality standards that have made APP a leader in the power connector industry for years. The drawer series can be used for a wide range of drawer-type applications such as rectifiers, mainframe computers, telecommunications, and network equipment. If power and signal is required, let Anderson Power Products be "Your Best Connection."

FEATURES

- **Industry Standard Contacts**
Allows for cross mating with competitive product
- **Wide Selection of Contact Termination**
Provides the designer a wide variety of packaging options
- **First-mate and Last-mate Capability**
Grounds and powers the system before mating of signal circuits
- **Integral Guide Pins**
Corrects misalignment during blind mating
- **Optional Floating Mount**
Reduces fatiguing stress on connectors during blindmating



PRODUCT SPECIFICATIONS

Electrical	#8	#12	#20	#30	Materials	
Current Rating - (Amperes)	75	35	5	3	Insulator	PBT UL94 V-0
Voltage Rating - (AC/DC)	600	600	600	600	Crimp Pin or Socket Body	Copper Alloy
Voltage Drop mV	6.00	3.30	0.70	0.81	Solder Cup Pin or Socket Body	Brass
Dielectric Withstanding Voltage (AC)	2,200				PCB Pin or Socket Body	Brass
Working Temperature Range (°C)	-40° to 125°				Female Contact	BeCu
(°F)	-40° to 257°					
Mechanical	#8	#12	#20	#30	Contact Plating	
Insertion Force Per Contact (lbf)	2.00	1.80	0.43	0.43	#8 & #12	Silver Over Nickel
(N)	8.92	8.04	1.96	1.96	#20, #12AU & #30	Gold Over Nickel
Extraction Force Per Contact (lbf)	1.26	1.02	0.07	0.07		
(N)	5.59	4.51	0.29	0.29		
Mating Cycles No Load	250					



ORDERING INFORMATION

Housings Only

Part Number	Description
075MPF	Pin housing panel float mount
075MSP	Socket housing flush PCB mount
075MSF	Socket housing panel float mount

Socket Contacts

Part Number	Termination	Wire	
		AWG	sq. mm
SC30-GN	Crimp	#30	.05
SC20-GN	Crimp	#20	.5
SS20-GN	Solder cup	#20	.5
SP20-GN	PCB tail	#20	.5
SC12-SN	Crimp	#12	2.5
SS12-SN	Solder cup	#12	2.5
SP12-SN	PCB tail	#12	2.5
SC08-SN	Crimp	#8	10
SS08-SN	Solder cup	#8	10
SP08-SN	PCB tail	#8	10

* Gold Plating

Pin Contact

Part Number	Termination / Pin Length	Wire	
		AWG	sq. mm
PC30SGN	Crimp, standard	#30	.05
PC20SGN	Crimp, standard	#20	.5
PC20FGN	Crimp, premate	#20	.5
PC20LGN	Crimp, postmate	#20	.5
PS20SGN	Solder cup, standard	#20	.5
PS20FGN	Solder cup, premate	#20	.5
PS20LGN	Solder cup, postmate	#20	.5
PP20SGN	PCB tail, standard	#20	.5
PP20FGN	PCB tail, premate	#20	.5
PP20LGN	PCB tail, postmate	#20	.5
PC12SGH	Crimp, standard	#12 hp*	2.5
PC12FGH	Crimp, premate	#12 hp*	2.5
PC12LGH	Crimp, postmate	#12 hp*	2.5
PS12SGH	Solder cup, standard	#12 hp*	2.5
PS12FGH	Solder cup, premate	#12 hp*	2.5
PS12LGH	Solder cup, postmate	#12 hp*	2.5
PP12SGH	PCB tail, standard	#12 hp*	2.5
PP12FGH	PCB tail, premate	#12 hp*	2.5
PP12LGH	PCB tail, postmate	#12 hp*	2.5
PC12SSN	Crimp, standard	#12	2.5
PC12FSN	Crimp, premate	#12	2.5
PC12LSN	Crimp, postmate	#12	2.5
PS12SSN	Solder cup, standard	#12	2.5

pin contact continued

Part Number	Termination / Pin Length	Wire	
		AWG	sq. mm
PS12FSN	Solder cup, premate	#12	2.5
PS12LSN	Solder cup, postmate	#12	2.5
PP12SSN	PCB tail, standard	#12	2.5
PP12FSN	PCB tail, premate	#12	2.5
PP12LSN	PCB tail, postmate	#12	2.5
PC08SSN	Crimp, standard	#8	10
PC08FSN	Crimp, premate	#8	10
PS08SSN	Solder cup, standard	#8	10
PS08FSN	Solder cup, premate	#8	10
PP08SSN	PCB tail, standard	#8	10
PP08FSN	PCB tail, premate	#8	10

Float Mount Screws

Part Number	Description
FMS6-32	Float mount shoulder screw 6-32 UNC2A
FMS8-32	Float mount shoulder screw 8-32 UNC2A
FMSM4-07	Float mount shoulder screw M4 x0.7

WIRE & TOOLING INFORMATION

Wire Strip Length

The following table represents Anderson Power Products recommended strip lengths for the wire.

Contact Size	Wire Size	inches	mm
#30	#30	0.21	5.3
#20	#24 - #20	0.21	5.3
#12	#14 - #12	0.27	6.9
#8	#10 - #8	0.50	12.7

Tooling

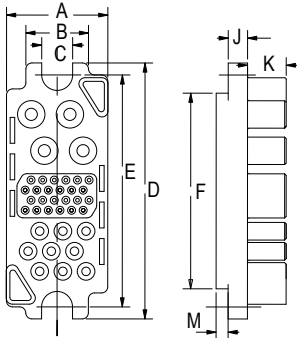
Contact Part Number	APP Hand Tool	Mil Std. Tool or (APP Part #)	Locator / Turret	Pneumatic Bench Tool	Die	Locator
All Crimp Pins (Except #8)	PM1000G1	M22520/1-01 (TM0001)	M22520/1-02 (TL0003)	TP0001	N/A	TL0003
All Crimp Sockets (Except #8)		N/A	N/A	1387G1	1388G6	1389G19
PS08SSN & PS08FSN	N/A	N/A	N/A			
SC08-SN						

DIMENSIONS

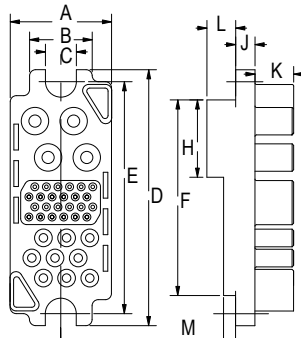
Housing Dimensions

	- A -	- B -	- C -	- D -	- E -
inches	1.31	.81	.40	3.31	3.0
mm	33.27	20.45	10.16	84.07	76.2
	- F -	- G -	- H -	- I -	- J -
inches	2.53	.49	1.0	.25	.25
mm	64.26	12.45	25.4	6.35	6.35
	- K -	- L -	- M -		
inches	.50	.39	.15		
mm	12.7	9.91	3.81		

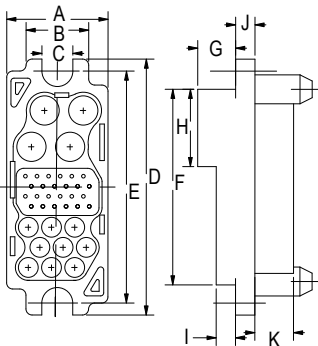
Socket Housing (PCB)



Socket Housing



Pin Housing



TEMPERATURE RISE CHARTS

