

SERIES PBH SWITCHES

PUSHBUTTON SWITCHES



E-SWITCH®



FEATURES & BENEFITS

- ▶ Up to 6 poles available
- ▶ Latching & momentary functions
- ▶ UL 94V0 material option available

APPLICATIONS/MARKETS

- ▶ Telecommunications
- ▶ Networking
- ▶ Computers/servers
- ▶ Performance audio
- ▶ Instrumentation
- ▶ Low power on/off designs
- ▶ External hard drives and modems

SPECIFICATIONS

Contact Rating:	100mA @ 30 VDC
Life Expectancy (Mechanical):	30,000 cycles min.
Life Expectancy (Electrical):	10,000 cycles min.
Contact Resistance:	100mΩ max.
Insulation Resistance:	100MΩ min.
Dielectric Strength:	250 VAC for 60 seconds
Actuation Force:	2 Pole: 230 ± 50 g 4 Pole: 280 ± 50 g 6 Pole: 380 ± 50 g
Operating Temperature:	-20° to + 70°C

MATERIALS

Housing:	PBT (UL94-HB) Standard or (UL94-V0)
Actuator:	POM Standard or PA66 (UL94-V0)
Terminal Base:	PA66 (UL94-HB) Standard or (UL94-V0)
Moving Contacts:	Silver (std) or Gold Copper alloy
Terminals:	Silver over Brass

HOW TO ORDER

SERIES PBH	POLE	MECHANICAL CONFIGURATION	BRACKET/ TERMINATION	TIMING	CONTACT MATERIAL	HOUSING/ ACTUATOR MTL	CAP	CAP COLOR
	2U 4U 6U	EE = Latching OA = Momentary	(None) = Std. PC Pin SNP = Snap-In PC Pin KZX = Mounting Bracket	N = Non-shorting	AG = Silver	V = UL94-V0		X = No Cap See Cap Options

Example Ordering Number

PBH-6U-EE-SNP-N-AG-V-1R-LGR

Specifications subject to change without notice.

SERIES PBH SWITCHES

PUSHBUTTON SWITCHES

OPTIONS

TACT SWITCHES

NAVIGATION SWITCHES

PUSHBUTTON SWITCHES

TOGGLE SWITCHES

ROCKER SWITCHES

SLIDE SWITCHES

SNAP-ACTION SWITCHES

DIP SWITCHES

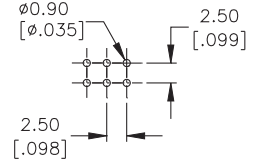
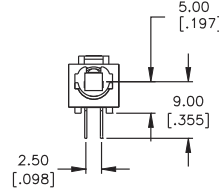
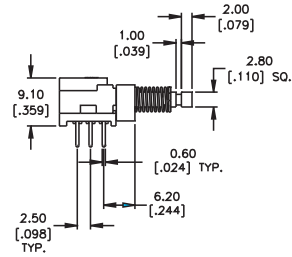
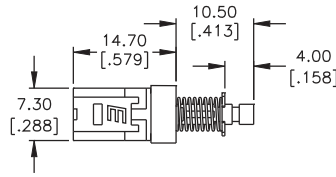
KEYLOCK SWITCHES

ROTARY SWITCHES

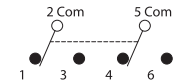
DETECTOR SWITCHES

CAP OPTIONS

2U

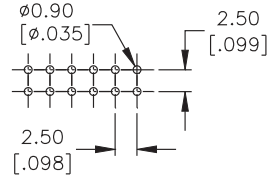
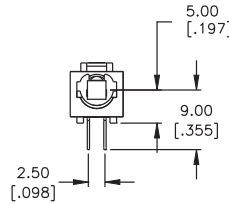
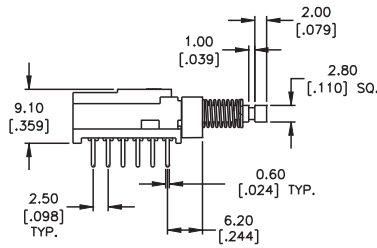
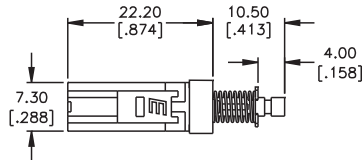


P.C. MOUNTING

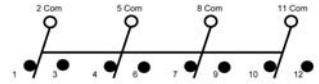


SCHEMATIC

4U

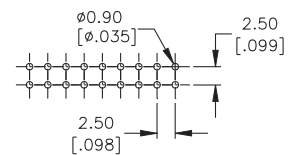
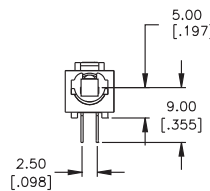
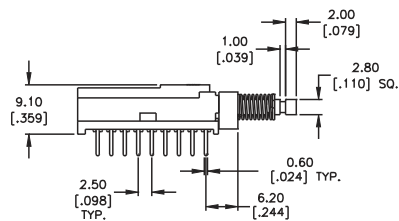
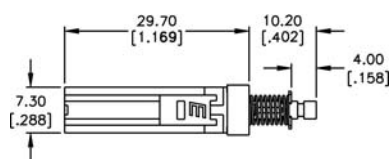


P.C. MOUNTING

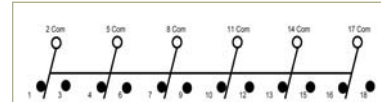


SCHEMATIC

6U



P.C. MOUNTING

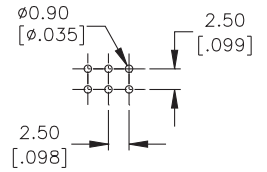
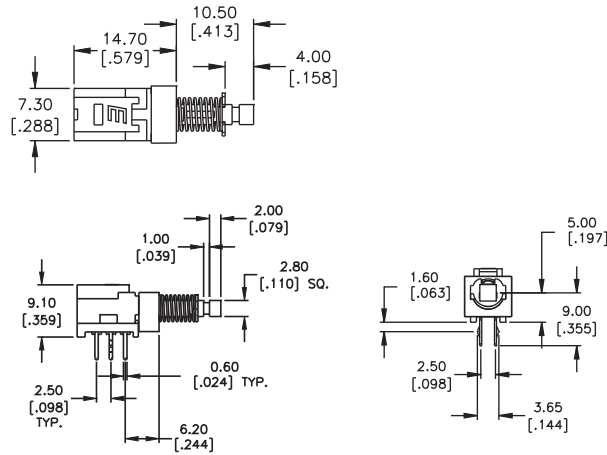


SCHEMATIC

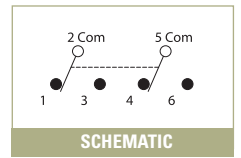
BRACKET/TERMINATION OPTIONS

SNP

SNAP-IN



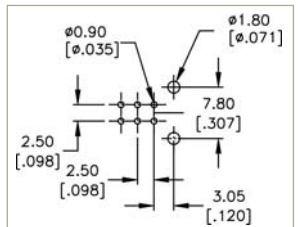
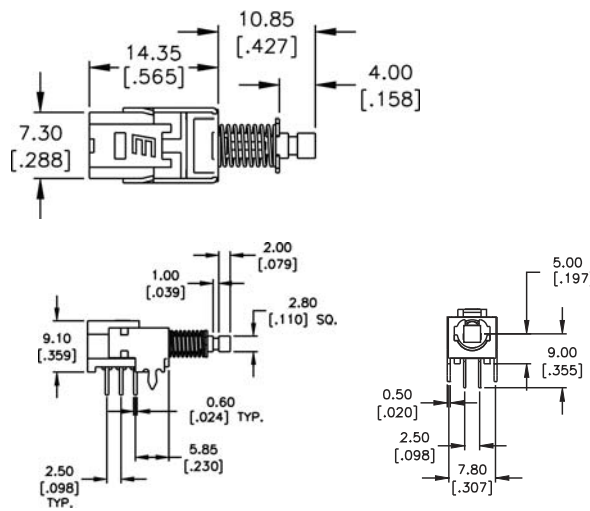
P.C. MOUNTING



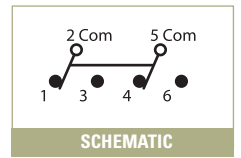
SCHEMATIC

KZX

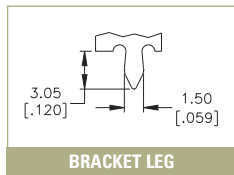
MOUNTING BRACKET



P.C. MOUNTING



SCHEMATIC



BRACKET LEG

TACT SWITCHES

NAVIGATION SWITCHES

PUSHBUTTON SWITCHES

TOGGLE SWITCHES

ROCKER SWITCHES

SLIDE SWITCHES

SNAP-ACTION SWITCHES

DIP SWITCHES

KEYLOCK SWITCHES

ROTARY SWITCHES

DETECTOR SWITCHES

CAP OPTIONS