

# SMT Power Inductors

High Current Molded Power Inductor - PA4343.XXXANLT Series



- Height:** 6.5mm Max
- Footprint:** 14.0mm x 12.8mm Max
- Current Rating:** up to 53A
- Inductance Range:** 0.22uH to 68uH
- Shielded construction and compact design
- High current, low DCR, and high efficiency
- Minimized acoustic noise and minimized leakage flux

## Electrical Specifications @ 25°C - Operating Temperature -55°C to +155°C

Part Number	Inductance 100KHz, 1V  uH±20%	Rated Current  A	DC Resistance		Saturation Current  A	Mechanical
			TYP.	MAX.		
			mΩ	mΩ		
PA4343.221ANLT	0.22	53	0.4	0.46	105	Footprint 1
PA4343.331ANLT	0.33	46	0.6	0.70	65	Footprint 1
PA4343.471ANLT	0.47	42	0.88	1.02	58	Footprint 1
PA4343.561ANLT	0.546	37	1.1	1.3	50	Footprint 1
PA4343.681ANLT	0.68	36.5	1.25	1.5	46	Footprint 1
PA4343.821ANLT	0.82	35	1.3	1.65	39	Footprint 1
PA4343.102ANLT	1.0	33	1.5	1.8	36	Footprint 1
PA4343.152ANLT	1.5	29	2.2	2.53	30	Footprint 1
PA4343.222ANLT	2.2	25	3.7	4.2	24	Footprint 2
PA4343.242ANLT	2.4	24.5	3.9	4.5	23.5	Footprint 2
PA4343.332ANLT	3.3	22	5.3	6.2	22.5	Footprint 2
PA4343.472ANLT	4.7	20	6.8	8.0	21	Footprint 2
PA4343.562ANLT	5.6	18	8.3	9.8	19.5	Footprint 2
PA4343.682ANLT	6.8	16.5	9.8	11.3	18	Footprint 2
PA4343.822ANLT	8.2	15	12	13.8	17	Footprint 2
PA4343.103ANLT	10	13	13	15.8	15	Footprint 2
PA4343.223ANLT	22	10	31	35	9	Footprint 2
PA4343.333ANLT	33	9	46	55	8	Footprint 2
PA4343.473ANLT	47	8	58	67	6.8	Footprint 2
PA4343.683ANLT	68	5.8	82	100	5.0	Footprint 2

# SMT Power Inductors

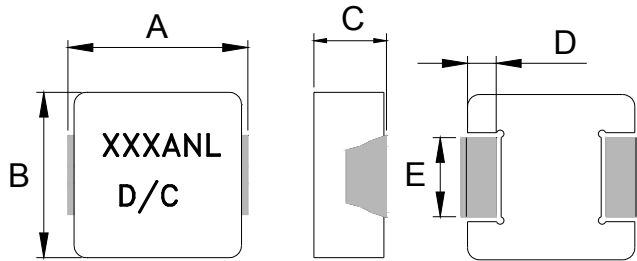
High Current Molded Power Inductor - PA4343.XXXANLT Series



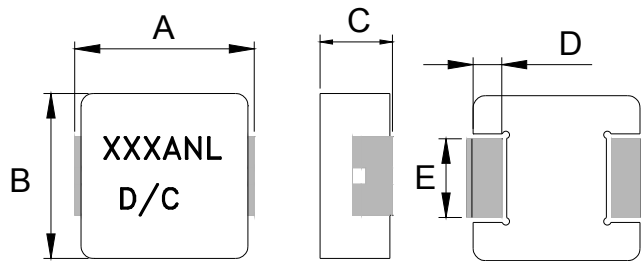
- Notes:**
1. Actual temperature of the component during system operation (ambient plus temperature rise) must be within the standard operating range.
  2. The saturation current is the current at which the initial inductance drops approximately 30% at the stated ambient temperature. This current is determined by placing the component in the specified ambient environment and applying a short duration pulse current (to eliminate self-heating effect) to the component.
  3. The rated current is the DC current required to raise the component temperature by approximately 40 °C. Take note that the components' performance varies depending on the system condition. It is suggested that the component be tested at the system level, to verify the temperature rise of the component during system operation.
  4. The part temperature (ambient+temp rise) should not exceed 155 °C under worst case operating conditions. Circuit design, PCB trace size and thickness, airflow and other cooling provisions all affect the part temperature. Part temperature should be verified in the end application.
  5. Parts shown in bold are standard catalog parts and are available through sample stock and distribution. Parts in lighter font are available but are not necessarily held in sample stock or distribution **and lead times may be longer**. Please contact Pulse for availability.

## Mechanical

PA4343.XXXANLT

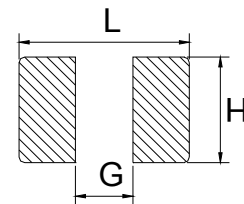


Footprint 1



Footprint 2

Final Layout



SUGGESTED PAD LAYOUT

Series	Mechanical	A	B	C	D	E	L	G	H
PA4343.XXXANLT	Footprint 1	13.5±0.5	12.6±0.2	6.2±0.3	2.3±0.3	4.0±0.3	14.5	8.0	5.0
PA4343.XXXANLT	Footprint 2	13.5±0.5	12.6±0.2	6.2±0.3	2.3±0.3	4.7±0.3	14.5	8.0	5.0

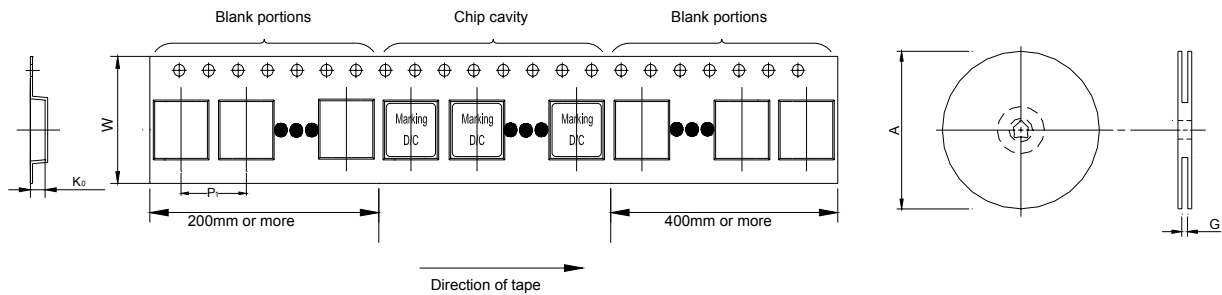
All Dimensions in mm.

# SMT Power Inductors

High Current Molded Power Inductor - PA4343.XXXANLT Series



## TAPE & REEL INFO



### SURFACE MOUNTING TYPE, REEL/TAPE LIST

	REEL SIZE (mm)		TAPE SIZE (mm)			QTY
	A	G	P <sub>1</sub>	W	K <sub>0</sub>	PCS/REEL
PA4343.XXXANLT	Ø330	24.4	16	24	7.0	500

## For More Information

### Pulse Worldwide Headquarters

15255 Innovation Drive Ste 100  
San Diego, CA 92128  
U.S.A.

### Pulse Europe

Pulse Electronics GmbH  
Am Rottland 12  
58540 Meinerzhagen  
Germany

### Pulse China Headquarters

Pulse Electronics (Shenzhen) CO., LTD  
D708, Shenzhen Academy of  
Aerospace Technology,  
The 10th Keji South Road,  
Nanshan District, Shenzhen,  
P.R. China 518057

### Pulse North China

Room 2704/2705  
Super Ocean Finance Ctr.  
2067 Yan An Road West  
Shanghai 200336  
China

### Pulse South Asia

3 Fraser Street  
0428 DUO Tower  
Singapore 189352

### Pulse North Asia

1F., No.111 Xiyuan Rd  
Zhongli City  
Taoyuan City 32057  
Taiwan (R.O.C)

Tel: 858 674 8100  
Fax: 858 674 8262

Tel: 49 2354 777 100  
Fax: 49 2354 777 168

Tel: 86 755 33966678  
Fax: 86 755 33966700

Tel: 86 21 62787060  
Fax: 86 2162786973

Tel: 65 6287 8998  
Fax: 65 6280 0080

Tel: 886 3 4356768  
Fax: 886 3 4356820

Performance warranty of products offered on this data sheet is limited to the parameters specified. Data is subject to change without notice. Other brand and product names mentioned herein may be trademarks or registered trademarks of their respective owners. © Copyright, 2019. Pulse Electronics, Inc. All rights reserved.