



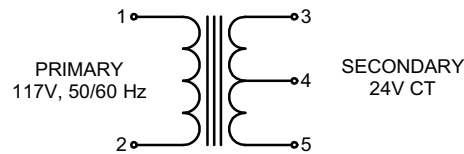
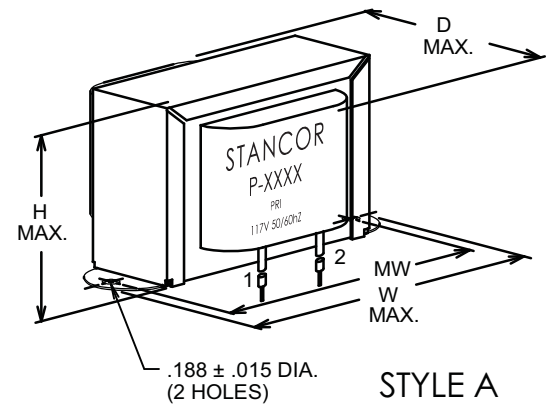
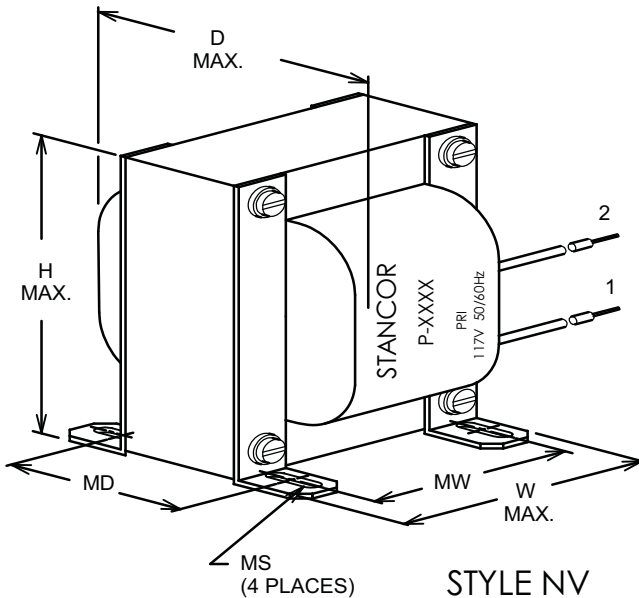
<b>⚠ WARNING</b>	
	<p style="text-align: center;"><b>ELECTROCUTION HAZARD</b></p> <p>Disconnect electric power to system at main fuse or circuit breaker box before servicing. Failure to do so could result in death or serious injury.</p>
	<p style="text-align: center;"><b>FIRE HAZARD</b></p> <p>Do not exceed transformer ratings. Higher voltage may damage control and could cause personal injury or property damage.</p>

### SPECIFICATIONS:

INPUT:	117 V, 50/60Hz
OUTPUT:	24V CT: SEE SECONDARY CURRENT RATING & VA CAPACITY IN TABLE
INSULATION RATING:	CLASS A (105°C)
TEMPERATURE RISE:	65°C RISE ABOVE 40°C AMBIENT
DIELECTRIC STRENGTH:	1500 VRMS

### NOTE:

1. All leads 8" long minimum.



SCHMATIC DIAGRAM

STANCOR Part No.	Sec. Curr.	VA Cap.	Pri. Lead Wires			Sec. Lead Wires				Mtg. Style	Dimensions - Inches						Wt. Lbs.	U.L. Recog.
			Color		Awg	Color			Awg		H	W	D	MW	MD	MS ± .031		
			#1	#2		#3	#4 (C.T.)	#5										
P-8661	1A	24	BLK	BLK	#22	BLU	YEL	BLU	#22	A	2.06	3.31	2.19	2.81	-	-	1.4	Yes *
P-8662	2A	48	BLK	BLK	#22	GRN	YEL	GRN	#22	A	2.69	4.06	2.50	3.56	-	-	2.3	No
P-8663	4A	96	BLK	BLK	#22	GRN	YEL	GRN	#18	NV	4.00	3.25	2.94	2.50	2.13	.187X.312	4.0	Yes *
P-8664	6A	144	BLK	BLK	#22	GRN	YEL	GRN	#18	NV	4.38	3.56	3.13	2.75	2.25	.187X.312	4.2	No
P-8665	8A	192	BLK	BLK	#22	GRN	YEL	GRN	#16	NV	4.38	3.56	3.38	2.75	2.75	.187X.312	7.3	No
P-8695	10A	240	BLK	WHT	#18	WHT	GRN/WHT	WHT	#14	NV	4.38	3.56	3.50	2.75	3.13	.203X.500	8.0	No
P-8666	12A	288	BLK	BLK	#18	GRN	YEL	GRN	#14	NV	4.62	3.81	4.63	3.00	3.19	.203X.500	11.2	Yes *

\* Recognized to U.L. Standard 506, File No. E68100