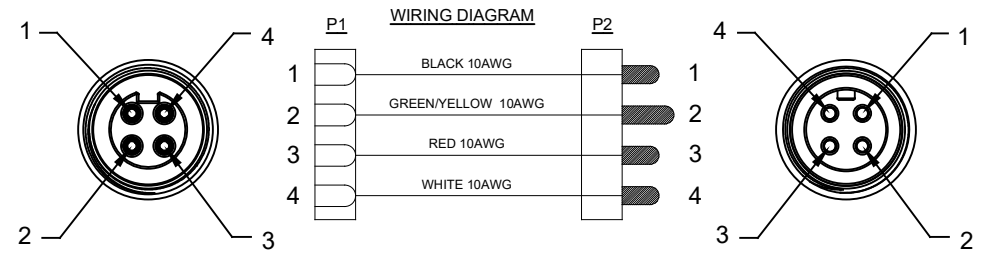
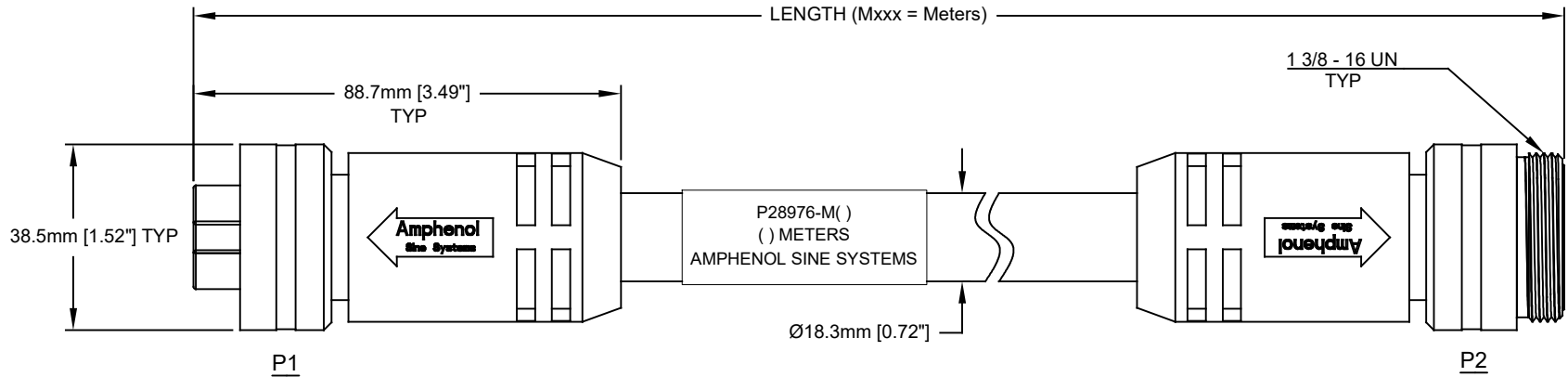



| REVISIONS | | | | | |
|-----------|-----|------------------------------|-----------|-----|------|
| REV | ECO | DESCRIPTION | DATE | BY | APPR |
| A1 | - | TECHNICAL DATA SHEET RELEASE | 12-MAY-14 | KMM | RFC |



| Amphenol P/N | ROCKWELL P/N | MOLEX | TURCK |
|--------------|------------------|---------------|-----------------|
| P28976-M* | 280-PWRM35A-M* | CC4030A48M* | GSDAGKDA40-*M |
| P28976-M1 | 280-PWRM35A-M010 | CC4030A48M010 | GSDAGKDA40-010M |
| P28976-M2 | 280-PWRM35A-M020 | CC4030A48M020 | GSDAGKDA40-020M |
| P28976-M3 | 280-PWRM35A-M030 | CC4030A48M030 | GSDAGKDA40-030M |
| P28976-M5 | 280-PWRM35A-M050 | CC4030A48M050 | GSDAGKDA40-050M |
| P28976-M10 | 280-PWRM35A-M100 | CC4030A48M100 | GSDAGKDA40-100M |

| TOLERANCE | |
|----------------------------|-----------------------------|
| 0-2.99 M = +100.0/-25.0mm | 0-9.99 FT = +4" / -1" |
| 3-8.99 M = +150.0/-25.0mm | 10.00-29.99 FT = +6" / -1" |
| 9-14.99 M = +300.0/-25.0mm | 30.00-49.99 FT = +12" / -1" |
| 15-OVER M = +450.0/-25.0mm | 50 FT-OVER = +18" / -1" |

| QUANTITY | PART NUMBER | DESCRIPTION | ITEM |
|---------------------------------------|-------------|--|-------------|
| MATERIALS LIST | | | |
| UNLESS OTHERWISE SPECIFIED | | SIGNATURES | DATE |
| 1) All dimensions are in metric (mm). | | DRAWN: KMM | 12-MAY-14 |
| 2) Tolerances are as follows: | | CHECKED: MRF | 12-MAY-14 |
| 1 PL DEC ±0.30 Fractions ±1/64 | | ENGINEER: KMM | |
| 2 PL DEC ±0.15 | | APPROVAL: RFC | 12-MAY-14 |
| 3 PL DEC ±0.08 | | CUSTOMER: | |
| 3) Note reference = | | THIS DRAWING IS SUPPLIED FOR INFORMATION ONLY. DESIGN FEATURES, SPECIFICATIONS AND PERFORMANCE DATA SHOWN HEREON ARE THE PROPERTY OF THE AMPHENOL CORPORATION. NO RIGHTS OF REPRODUCTION ARE IMPLIED. ALL DIMENSIONS ARE SUBJECT TO NORMAL MANUFACTURING VARIATIONS. | |
| MATERIAL SPECIFICATIONS: | | SIZE | TYPE |
| PROCESS SPECIFICATIONS: | | DWG NO: | REVISION |
| NEXT ASSY: | | C- | P28976-Mxxx |
| | | SCALE | FULL |
| | | SHEET | 1 OF 1 |



M35 POWERBOSS LITE, 4 PIN, M/F, 10 AWG, TC-ER/STOOW, PVC JACKET

TECHNICAL DATA:

- MATERIALS:**
 COUPLING NUT: MACHINED ALUMINUM, ANODIZED
 INSULATION INSERT: THERMOPLASTIC, UL 94/V-0
 CONTACT: GOLD FLASH PLATING OVER COPPER ALLOY
 OVERMOLD MATERIAL: THERMOPLASTIC COLOR: BLACK
 CABLE RATING: UL LISTED DUAL RATED TC-ER/STOOW, CSA TYPE STOOW, FT4 FLAME RATING, 600V, 90°C DRY & 75°C WET (TC-ER), 105°C (STOOW)
 CABLE JACKET MATERIAL: PVC COLOR: BLACK
 CONDUCTOR INSULATION: PVC
 NUMBER OF CONDUCTORS: (4) 10AWG
- ELECTRICAL DATA:**
 CURRENT (MAX): 25A
 VOLTAGE (MAX): 600V AC/DC
 INSULATION RESISTANCE (MIN): 5000M OHMS
 DIELECTRIC TEST VOLTAGE: 2200V
 SHORT CIRCUIT AMPERAGE RATING: 65kA - BREAKERS AND FUSES
- MECHANICAL DATA:**
 TEMPERATURE RANGE: -40°C TO 90°C
 PROTECTION: IP67 (MATED CONDITION)
 MATING CYCLES: >500
 VIBRATION RESISTANCE PER MIL-STD-202 METHOD 204
 THERMAL SHOCK PER MIL-STD-202 METHOD 207
 48 HOUR SALT SPRAY PER MIL-STD-202 METHOD 101
- RoHS COMPLIANT**
- UL 2237 LISTED ASSEMBLY**
 UL FILE NUMBERS: E339703

TYP: 4/35 PB LITE, 4 PIN, M/F, 10AWG, TC-ER/STOOW, PVC JACKET
 rev: A1
 sh: 1
 of: 1