

THT/SMT POWER INDUCTORS

Toroid - Designed for National's 260kHz Simple Switcher™



- Tested and recommended by National Semiconductor for the LM267X series
- Base material meets flammability requirements of UL 94V-0
- Available in surface mount and through hole versions

Electrical Specifications @ 25°C— Operating Temperature -40°C to +130°C⁷

Pulse ⁵ THT Part Number	Pulse ^{4,5} SMT Part Number	National Part Number	In Circuit Operating Parameters ¹			Nominal DCR (Ω)	Package		
			Nominal Inductance (μH)	Rated Current (A _{dc})	Max ² ETOP (V-μSec)		Through Hole	Surface Mount	Lead Diameter
P0841	—	LM267X-L41	22.8	4.9	23.3	.036	KM-3.0	—	.035
P0845	—	LM267X-L45	10.2	4.3	10.0	.026	KM-1.1	—	.031
P0846	—	LM267X-L46	14.8	5.0	17.0	.023	KM-2.1	—	.035
P0847	—	LM267X-L47	10	5.0	13.0	.025	KM-2.0	—	.031
P0848	—	LM267X-L48	50	5.0	40.0	.050	KM-4.0	—	.039
P0849	—	LM267X-L49	33	5.0	36.0	.047	KM-4.0	—	.035
P0850	—	LM267X-L50	23	5.0	24.0	.026	KM-3.0	—	.043
—	P0841S	LM267X-L41	22.8	4.9	23.3	.036	—	HCI-68	
—	P0845S	LM267X-L45	10	4.3	10.0	.050	—	LCI-44	
—	P0846S	LM267X-L46	15	5.0	17.0	.027	—	LCI-50	
—	P0847S	LM267X-L47	11	5.0	13.0	.025	—	LCI-50	
—	P0848S	LM267X-L48	52 ⁶	5.0	40.0	.025	—	Bigfoot	
—	P0849S	LM267X-L49	36 ⁶	5.0	36.0	.019	—	Bigfoot	
—	P0850S	LM267X-L50	24.7 ⁶	5.0	24.0	.013	—	Bigfoot	

Notes :

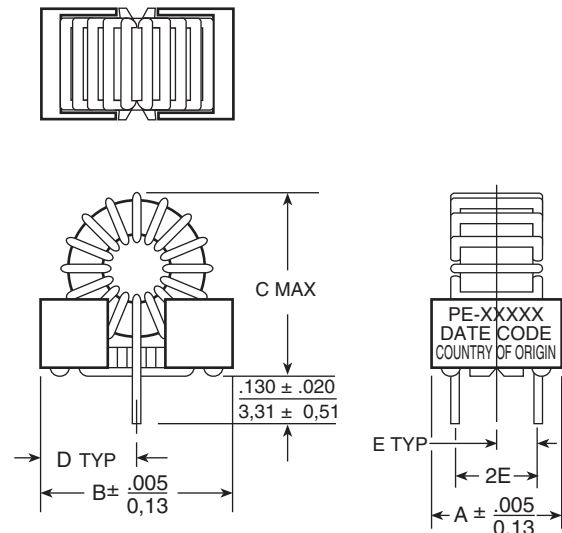
1. Inductance values may vary ±20%.
2. ETop rated at 260kHz.
3. SIMPLE SWITCHER™ is a trademark of National Semiconductor Corporation.
4. For SMT parts, optional Tape & Reel packaging can be ordered by adding a "T" suffix to the part number (i.e. P0841S becomes P0841ST). Pulse complies to industry standard tape and reel specification EIA481.
5. To order RoHS compliant part, add the suffix "NL" to the part number (i.e. P0841 becomes P0841NL and P0841T becomes P0841NLT).
6. Series connection (pins 2-4 connected)
7. The temperature of the component (ambient plus temperature rise) must be within the stated operating temperature range.

KlipMount™ Series

PKG	A	B	C	D	E
KM-1.1	.350	.580	.715	.290	.110
	8,89	14,74	18,17	7,37	2,80
KM-2.0	.450	.650	.700	.325	.150
	11,43	21,08	17,78	8,26	3,81
KM-2.1	.460	.670	.750	.335	.150
	11,69	17,02	19,05	8,51	3,81
KM-3.0	.450	.830	.950	.415	.150
	11,43	21,09	24,13	10,55	3,81
KM-4.0	.600	.950	1.350	.475	.225
	15,24	24,13	34,29	12,07	5,72

Dimensions: $\frac{\text{Inches}}{\text{mm}}$

Unless otherwise specified, all tolerances are ± $\frac{.010}{0,25}$



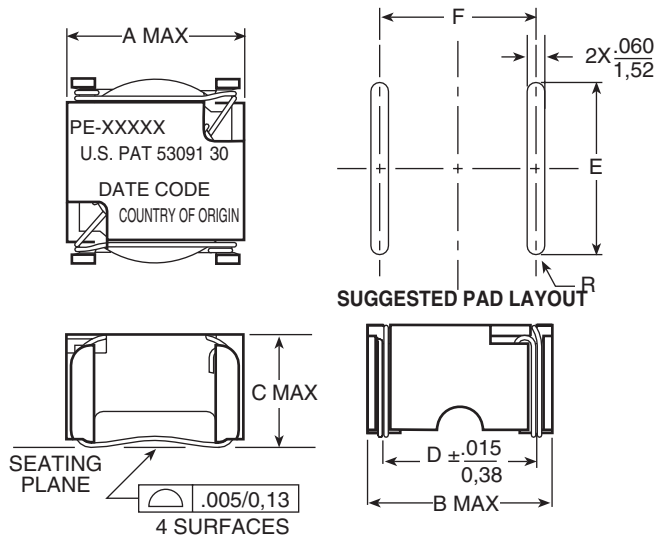
THT/SMT POWER INDUCTORS

Toroid - Designed for National's 260kHz Simple Switcher™



Mechanicals

LCI Series



PKG	A	B	C	D	E	F
LCI-44	.600 15,24	.620 15,75	.390 9,91	.500 12,70	.550 13,97	.510 12,95
LCI-50	.670 17,02	.700 17,78	.390 9,91	.580 14,74	.620 15,75	.590 14,99

Note:

Coil must clear seating plane by $\frac{.010}{0,25}$ MIN

Dimensions: $\frac{\text{Inches}}{\text{mm}}$

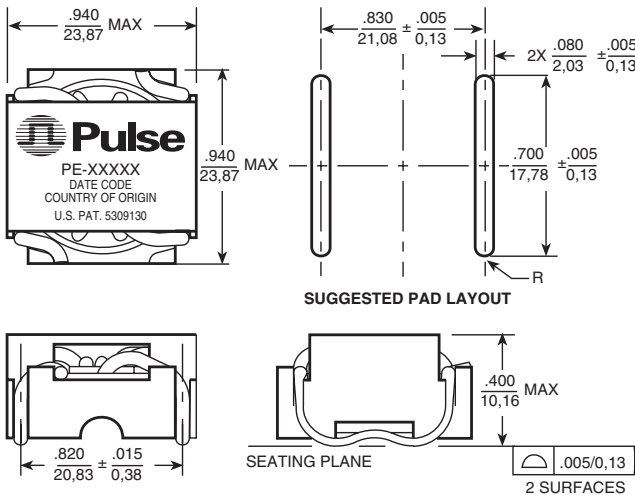
Unless otherwise specified, all tolerances are $\pm \frac{.010}{0,25}$

Notes:

1. Dimension "D" is measured across terminal blocks only.
2. Coil must clear seating plane by $\frac{.010}{0,25}$ MIN.

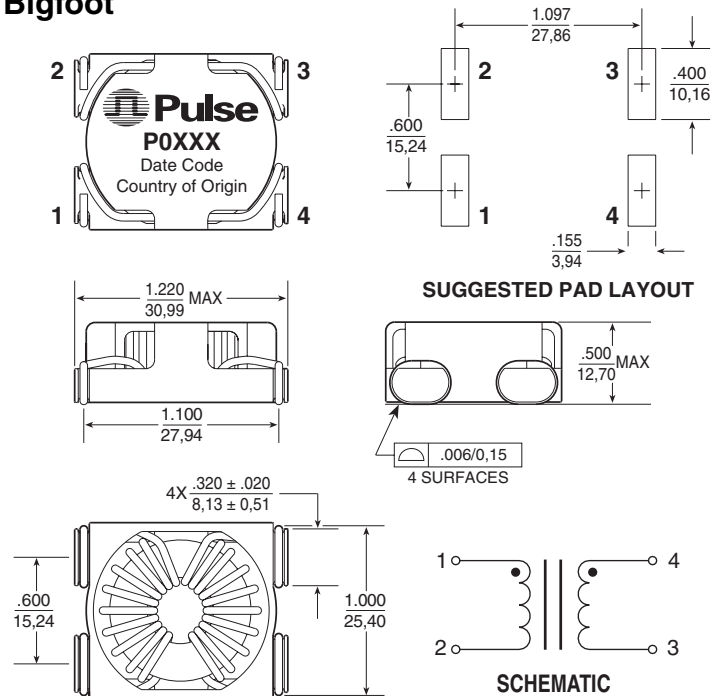
	LCI-44	LCI-50
Weight	3.6 grams	4.8 grams
Tape & Reel	200/reel	200/reel
Tube	30/tube	30/tube

HCI-68



Weight	12.1 grams
Tape & Reel	100/reel
Tube40/tube

Bigfoot



Weight	18 grams
Tape & Reel20/reel
Tube75/tube