

THIS DRAWING IS UNPUBLISHED.

RELEASED FOR PUBLICATION

© COPYRIGHT BY TYCO ELECTRONICS CORPORATION. ALL RIGHTS RESERVED.

LOC HH

DIST

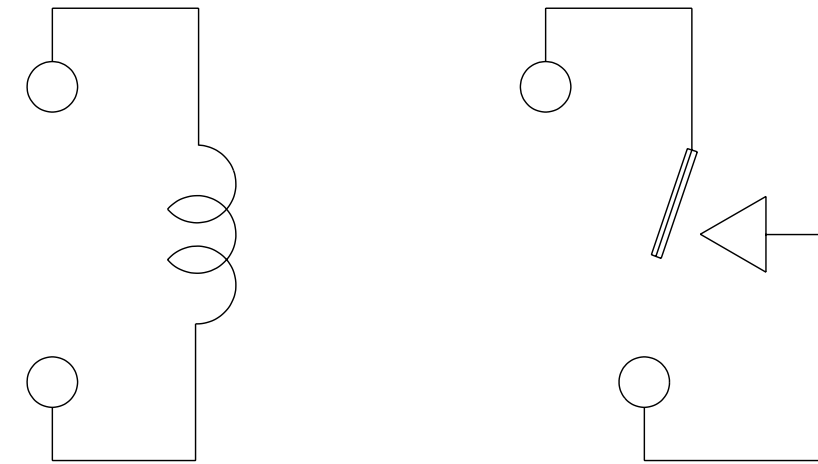
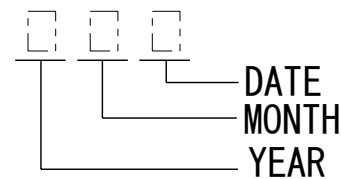
REVISIONS

変更

P	LTR	DESCRIPTION	ECO	DATE	DWN	APVD
	D	MODIFY VENT HOLE	ECO-06-008136	23-MAR-06	F. B	HSU

NOTE:

1. LOT NO SYSTEM AS FOLLOWS:



CONNECTION FIGURE

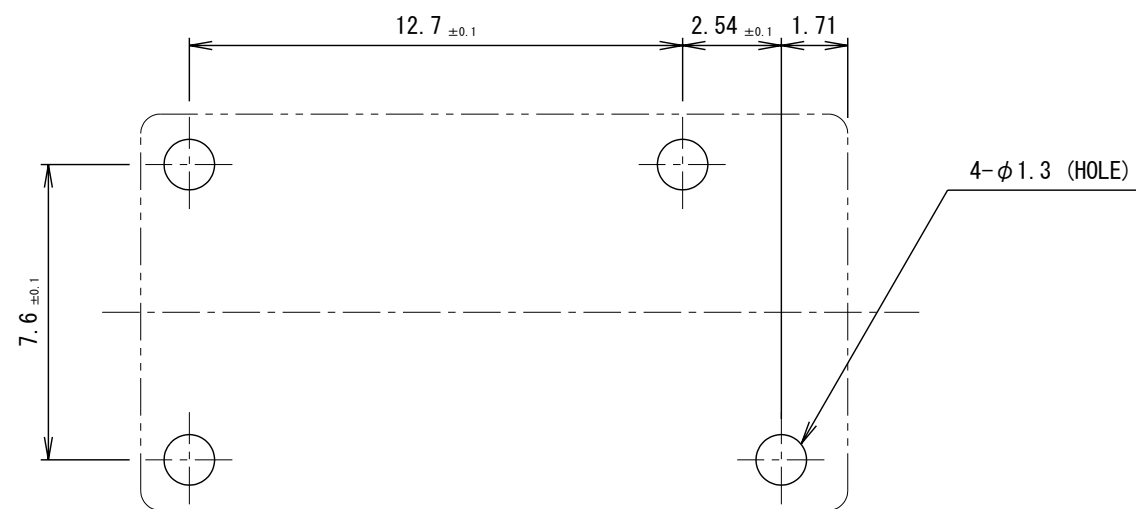


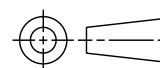
FIGURE FOR PRINTED CIRCUIT BOARD PROCESSING (BOTTOM VIEW)

Diagram dimension 作図寸法	Tolerance 公差
0.99mm max.	±0.1mm
1 - 2.99mm	±0.2mm
3mm min.	±0.3mm

THIS DRAWING IS A CONTROLLED DOCUMENT FOR TYCO ELECTRONICS CORPORATION IT IS SUBJECT TO CHANGE AND THE CONTROLLING ENGINEERING ORGANIZATION SHOULD BE CONTACTED FOR THE LATEST REVISION.

DIMENSIONS:
単位: mm

TOLERANCES UNLESS OTHERWISE SPECIFIED:



0 PLC	±
1 PLC	±
2 PLC	±
3 PLC	±
4 PLC	±
ANGLES	±

MATERIAL
材料

FINISH
仕上

DWN H. SASAKI

CHK Y. OIKAWA

APVD A. NAGAI

PRODUCT SPEC
製品規格
SEE PRODUCT SPEC

APPLICATION SPEC
取付適用規格
SEE PRODUCT TABLE

WEIGHT

CUSTOMER DRAWING

tyco
Electronics

Tyco Electronics EC K.K.
Tochigi, Japan

NAME
名称

OJ-DM SPEC, 000

SIZE
A3

CAGE CODE
00779

DRAWING NO
番号
1461076

RESTRICTED TO

SCALE
尺度 5:1

SHEET
1 OF 2

REV
D

D

D

C

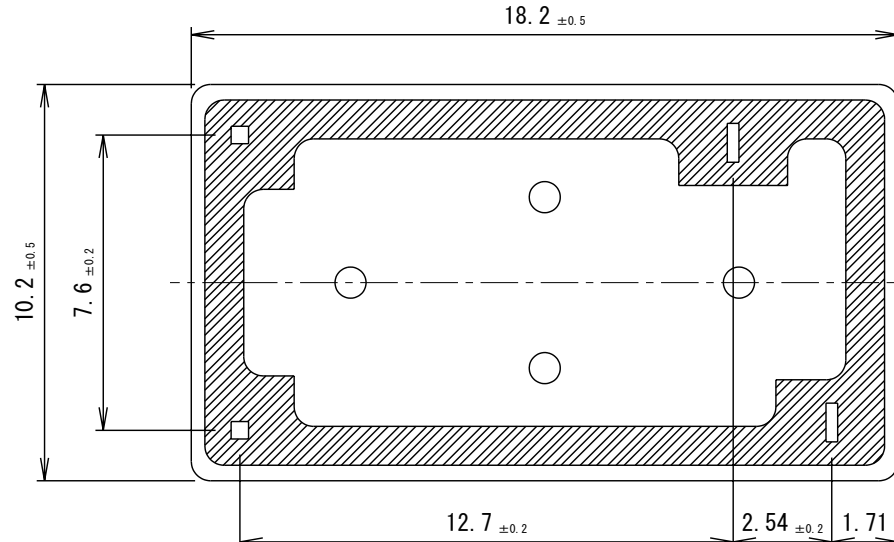
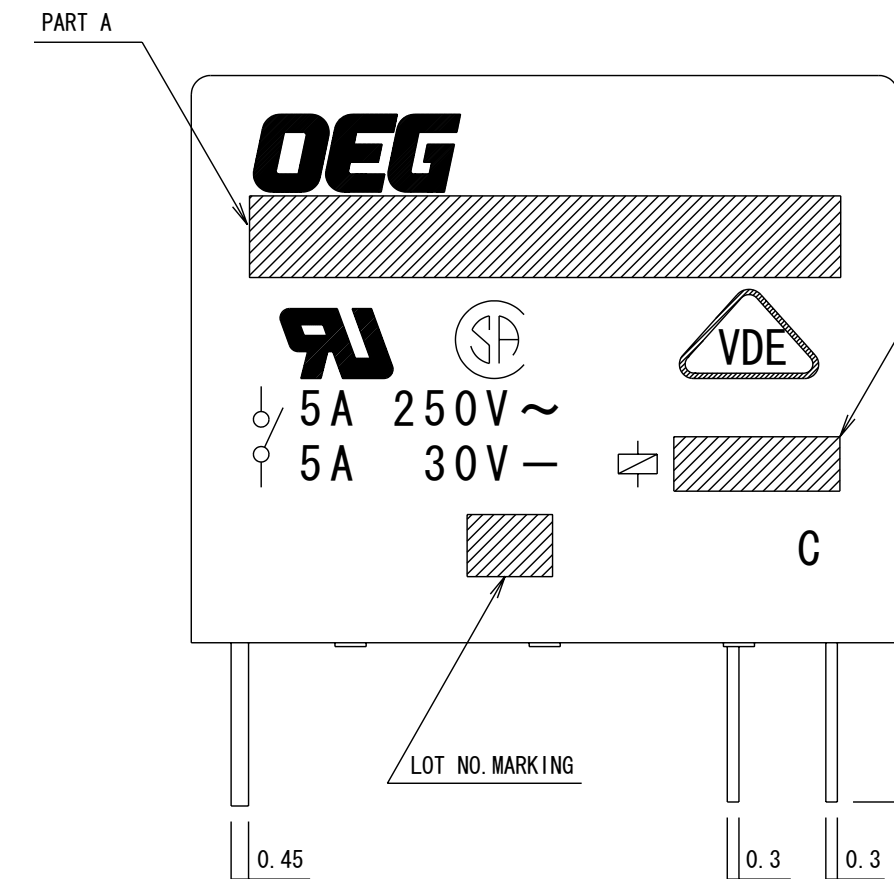

C

B

B

A

A



4

3

2

1

THIS DRAWING IS UNPUBLISHED.

RELEASED FOR PUBLICATION

© COPYRIGHT

BY TYCO ELECTRONICS CORPORATION. ALL RIGHTS RESERVED.

LOC
HH

DIST

REVISIONS

変更

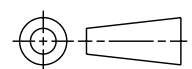
P	LTR	DESCRIPTION	ECN	DATE	DWN	APVD

1461076-3	OJ-SS-118DM, 000	————	18VDC	OJ-SS-118DM	h
4-1419144-6	OJ-SS-148DM, 000	108-79019	48VDC	OJ-SS-148DM	g
2-1419129-9	OJ-SS-124DM, 000	108-79018	24VDC	OJ-SS-124DM	f
1-1419129-8	OJ-SS-112DM, 000	108-79017	12VDC	OJ-SS-112DM	e
1-1419129-5	OJ-SS-109DM, 000	108-79016	9VDC	OJ-SS-109DM	d
1461076-2	OJ-SS-106DM, 000	108-79015	6VDC	OJ-SS-106DM	c
3-1419144-7	OJ-SS-105DM, 000	108-79014	5VDC	OJ-SS-105DM	b
1461076-1	OJ-SS-103DM, 000	108-79013	3VDC	OJ-SS-103DM	a
AMP PART NO	EC TYPE NAME	PRODUCT SPEC	PART B	PART A	TYPE

RELAY TYPE

AR	AR	AR	AR	AR	AR	AR	AR	AR			EPOXY RESIN	SEEL (BASE & BOBBIN)	15
1	1	1	1	1	1	1	1	1			3UEW	MAGNETIC WIRE	14
1	1	1	1	1	1	1	1	1	94V-0		P. B. T	CASE	13
1	1	1	1	1	1	1	1	1	94V-0		P. B. T	BASE	12
1	1	1	1	1	1	1	1	1	94V-0		P. B. T	BOBBIN	11
2	2	2	2	2	2	2	2	2		SOLDER DIP	C. P WIRE	COIL TERMINAL	10
1	1	1	1	1	1	1	1	1	94V-0		P. P. S	CARD	9
1	1	1	1	1	1	1	1	1			Ag ALLOY	MOVABLE CONTACT	8
1	1	1	1	1	1	1	1	1			Ag	NO. CONTACT	7
1	1	1	1	1	1	1	1	1			STEEL	HINGE SPRING	6
1	1	1	1	1	1	1	1	1		SOLDER DIP	PBP	NO. TERMINAL	5
1	1	1	1	1	1	1	1	1		SOLDER DIP	PBS	MOVABLE SPRING	4
1	1	1	1	1	1	1	1	1		NIP	STEEL	CORE	3
1	1	1	1	1	1	1	1	1		NIP	STEEL	ARMATURE	2
1	1	1	1	1	1	1	1	1		NIP	STEEL	YOKE	1
h	g	f	e	d	c	b	a		INCOMBUSTIBILITY	TREATMENT	MATERIAL	DESCRIPTION	ITEM

THIS DRAWING IS A CONTROLLED DOCUMENT FOR TYCO ELECTRONICS CORPORATION
IT IS SUBJECT TO CHANGE AND THE CONTROLLING ENGINEERING ORGANIZATION
SHOULD BE CONTACTED FOR THE LATEST REVISION.

DIMENSIONS: 単位: 耗 mm	TOLERANCES UNLESS OTHERWISE SPECIFIED: 0 PLC ± 1 PLC ± 2 PLC ± 3 PLC ± 4 PLC ± ANGLES ±
	
MATERIAL 材料	FINISH 仕上

DWN
CHK
APVD
PRODUCT SPEC
製品規格
APPLICATION SPEC
取付適用規格
WEIGHT
CUSTOMER DRAWING

tyco Tyco Electronics EC K. K.
Electronics Tochigi, Japan

NAME
名称
OJ-DM SPEC, 000

SIZE A3	CAGE CODE 00779	DRAWING NO 番号 1461076	RESTRICTED TO
------------	--------------------	-----------------------------	---------------

SCALE
尺度
SHEET 2 OF 2 REV D