

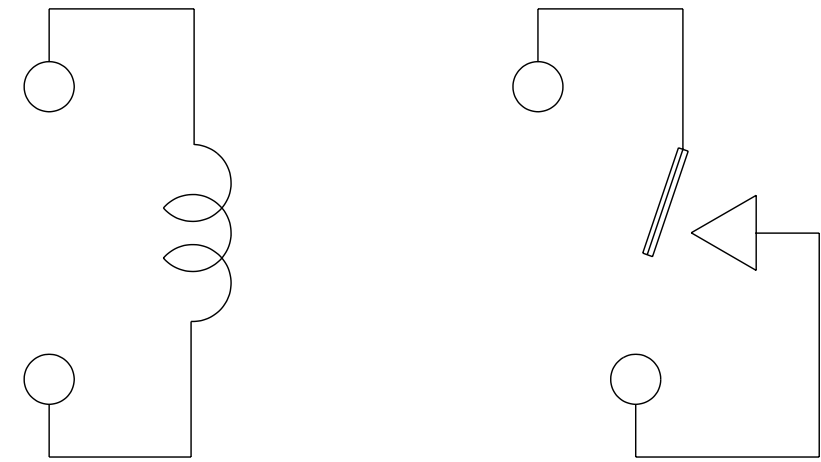
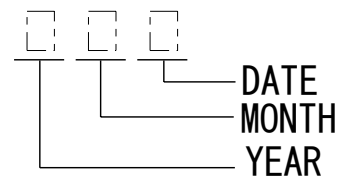
THIS DRAWING IS UNPUBLISHED. RELEASED FOR PUBLICATION

© COPYRIGHT BY TYCO ELECTRONICS CORPORATION. ALL RIGHTS RESERVED.

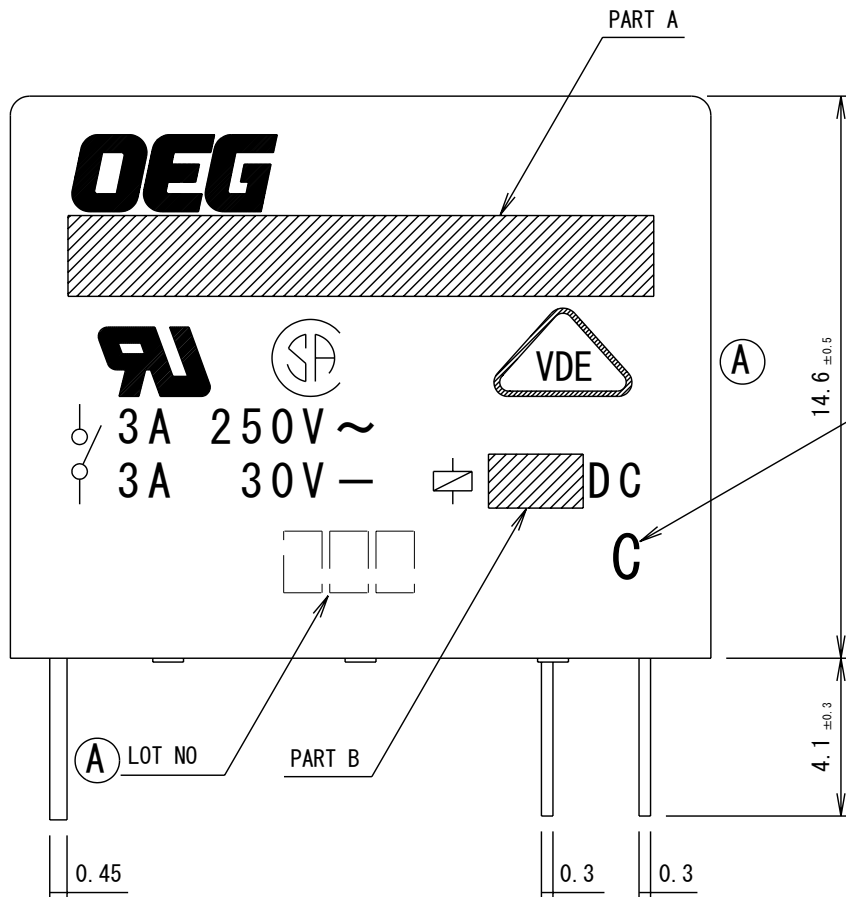
LOC	DIST	REVISIONS						
		P	LTR	DESCRIPTION	ECN	DATE	DWN	APVD
HH			B	MODIFY VENT HOLE&CORRECT MISTAKE	ECO-06-008136	20-MAR-06	F. B	N. F



(A) NOTE:
1. LOT NO SYSTEM AS FOLLOWS:



CONNECTION FIGURE



C:MADE IN CHINA

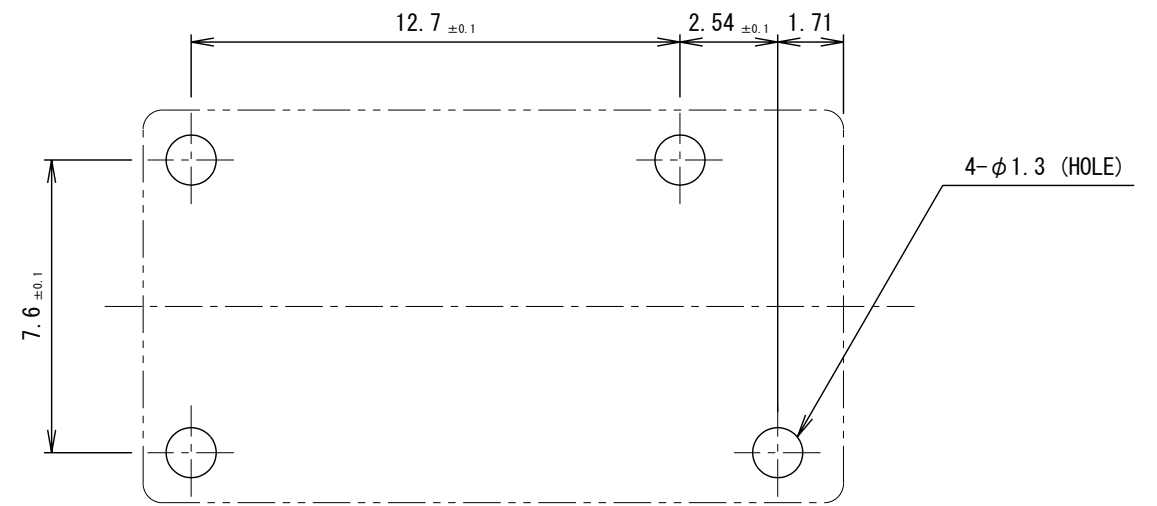

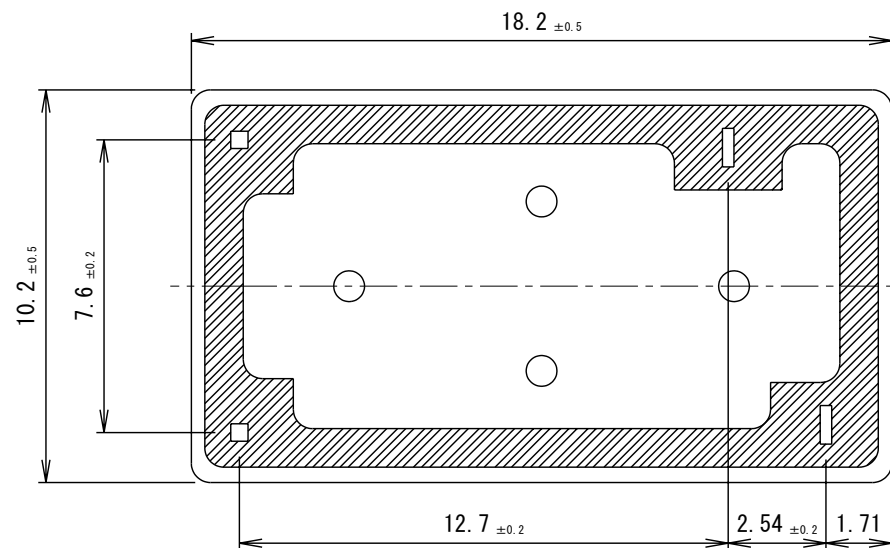


FIGURE FOR PRINTED CIRCUIT BOARD PROCESSING (BOTTOM VIEW)



THIS DRAWING IS A CONTROLLED DOCUMENT FOR TYCO ELECTRONICS CORPORATION IT IS SUBJECT TO CHANGE AND THE CONTROLLING ENGINEERING ORGANIZATION SHOULD BE CONTACTED FOR THE LATEST REVISION.		DWN	H. SASAKI		Tyco Electronics EC K.K. Tochigi, Japan
DIMENSIONS: 單位: 耗 mm		CHK	Y. OIKAWA		
TOLERANCES UNLESS OTHERWISE SPECIFIED: 0 PLC ± 1 PLC ± 2 PLC ± 3 PLC ± 4 PLC ± ANGLES ±		APVD	A. NAGAI		NAME 名稱
MATERIAL 材料		PRODUCT SPEC 製品規格	SEE PRODUCT SPEC		OJ-SH-LM SPEC,000
FINISH 仕上		APPLICATION SPEC 取付適用規格			RESTRICTED TO
		WEIGHT	SIZE	CAGE CODE	DRAWING NO 番号
		CUSTOMER DRAWING	A3	00779	1461404
		SCALE 尺度	5:1	SHEET 1	OF 2
				REV B	

4
THIS DRAWING IS UNPUBLISHED. RELEASED FOR PUBLICATION
© COPYRIGHT BY TYCO ELECTRONICS CORPORATION. ALL RIGHTS RESERVED.

2 1

LOC	DIST	REVISIONS 変更						
		P	LTR	DESCRIPTION	ECN	DATE	DWN	APVD
HH								


②

1461404-4	OJ-SH-124LM, 000	SEAL UP INSPECTION ON EVERY PRODUCT	108-79063	24V	OJ-SH-124LM	f
1461404-6	OJ-SH-112LM, 000	SEAL UP INSPECTION ON EVERY PRODUCT	108-79062	12V	OJ-SH-112LM	e
1461404-3	OJ-SH-109LM, 000	SEAL UP INSPECTION ON EVERY PRODUCT	108-79061	9V	OJ-SH-109LM	d
1461404-2	OJ-SH-106LM, 000	SEAL UP INSPECTION ON EVERY PRODUCT	108-79060	6V	OJ-SH-106LM	c
1461404-1	OJ-SH-105LM, 000	SEAL UP INSPECTION ON EVERY PRODUCT	108-79059	5V	OJ-SH-105LM	b
1461404-5	OJ-SH-103LM, 000	SEAL UP INSPECTION ON EVERY PRODUCT	108-79058	3V	OJ-SH-103LM	a
AMP PART NO	EC TYPE NAME	DESCRIPTION	PRODUCT SPEC	PART B	PART A	TYPE

RELAY TYPE

AR	AR	AR	AR	AR	AR			UV RESIN	SEEL (VENT HOLE)	16
AR	AR	AR	AR	AR	AR			EPOXY RESIN	SEEL (BASE & BOBBIN)	15
1	1	1	1	1	1			3UEW	MAGNETIC WIRE	14
1	1	1	1	1	1	94V-0		P. B. T	CASE	13
1	1	1	1	1	1	94V-0		P. B. T	BASE	12
1	1	1	1	1	1	94V-0		P. B. T	BOBBIN	11
2	2	2	2	2	2		SOLDER DIP	C. P WIRE	COIL TERMINAL	10
1	1	1	1	1	1	94V-0		P. P. S	CARD	9
1	1	1	1	1	1			Ag	MOVABLE CONTACT	8
1	1	1	1	1	1			Ag	NO. CONTACT	7
1	1	1	1	1	1			STEEL	HINGE SPRING	6
1	1	1	1	1	1		SOLDER DIP	Cu ALLOY	NO. TERMINAL	5
1	1	1	1	1	1		SOLDER DIP	Cu ALLOY	MOVABLE SPRING	4
1	1	1	1	1	1		NIP	STEEL	CORE	3
1	1	1	1	1	1		NIP	STEEL	ARMATURE	2
1	1	1	1	1	1		NIP	STEEL	YOKE	1
f	e	d	c	b	a	INCOMBUSTIBILITY	TREATMENT	MATERIAL	DESCRIPTION	ITEM

THIS DRAWING IS A CONTROLLED DOCUMENT FOR TYCO ELECTRONICS CORPORATION IT IS SUBJECT TO CHANGE AND THE CONTROLLING ENGINEERING ORGANIZATION SHOULD BE CONTACTED FOR THE LATEST REVISION.

DIMENSIONS: 單位: 耗 mm	TOLERANCES UNLESS OTHERWISE SPECIFIED: 0 PLC ± 1 PLC ± 2 PLC ± 3 PLC ± 4 PLC ± ANGLES ±	DWN	 Tyco Electronics EC K.K. Tochigi, Japan
MATERIAL 材料	FINISH 仕上	CHK	
		APVD	NAME 名称 OJ-SH-LM SPEC, 000
		PRODUCT SPEC 製品規格	SIZE A3
		APPLICATION SPEC 取付通用規格	CAGE CODE 00779
		WEIGHT	DRAWING NO 番号 1461404
		CUSTOMER DRAWING	RESTRICTED TO
		SCALE 尺度	SHEET 2 OF 2
			REV B