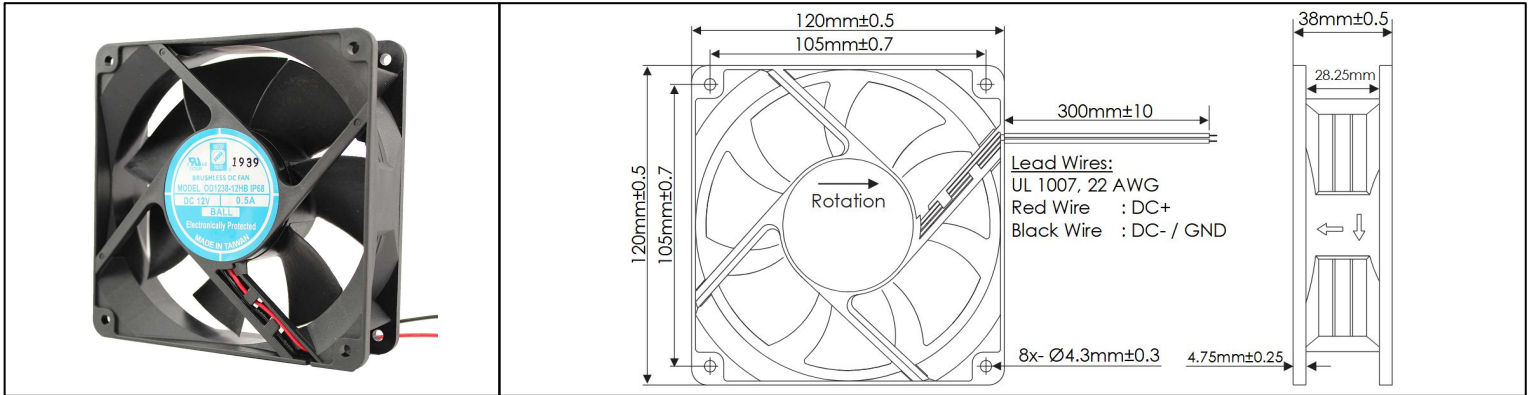


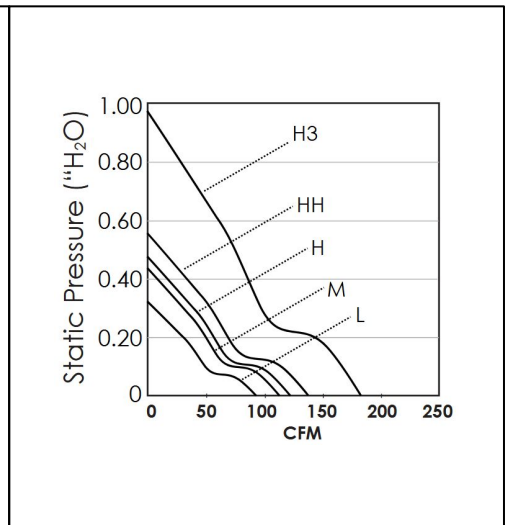
OD1238 Series



DC Fans - 12, 24, 48V
120mm x 38mm (4.7" x 1.5")



Frame	PBT, UL94 V-0 Plastic	Operating Temperature -20°C ~ +65°C Storage Temperature -25°C ~ +70°C Life Expectancy 65,000 Hours (L10 at 45°C) Available Options Tachometer Output Alarm Output PWM Speed Control Input Temperature Speed Control IP Ratings Weight: 0.57 lbs
Impeller	PBT, UL94 V-0 Plastic	
Connection	2x Lead Wires, 22 AWG	
Motor	Brushless DC, Auto Cutoff, Auto Restart, Polarity Protected, Electronically Protected	
Bearing System	Ball Bearings	
Dielectric Strength	500VDC/min, <1mA	
Insulation Resistance	≥10MΩ @ 500 VDC	

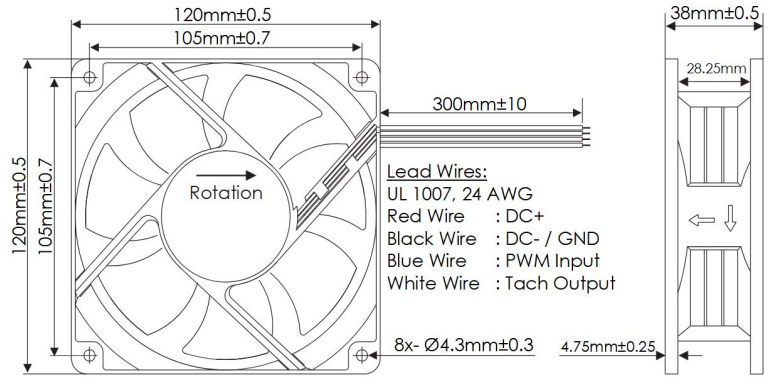


Part Number	Rated Voltage (Volts DC)	Voltage Range (Volts DC)	Input Power (Watts)	Rated Current (Amps)	Rated Speed (RPM)	Max Airflow (CFM)	Noise Level (dBA)	Max Static Pressure ("H2O)
OD1238-12H3B	12	9 ~ 13.8	17.7	1.43	4190	178.0	54.0	0.977
OD1238-12HHB	12	9 ~ 13.8	10.0	0.90	3195	135.8	48.2	0.558
OD1238-12HB	12	9 ~ 13.8	6.0	0.50	2895	124.1	44.1	0.469
OD1238-12MB	12	9 ~ 13.8	4.8	0.40	2597	114.7	41.3	0.427
OD1238-12LB	12	9 ~ 13.8	2.4	0.20	1975	89.5	35.6	0.316
OD1238-24H3B	24	16 ~ 26	22.1	0.90	4190	178.0	54.0	0.98
OD1238-24HHB	24	16 ~ 26	15.0	0.62	3195	135.8	48.2	0.558
OD1238-24HB	24	16 ~ 26	12.0	0.50	2895	124.1	44.1	0.469
OD1238-24MB	24	16 ~ 26	8.0	0.34	2597	114.7	41.3	0.427
OD1238-24LB	24	16 ~ 26	4.0	0.15	1975	89.5	35.6	0.316
OD1238-48H3B	48	30 ~ 52	20.5	0.41	4190	178.0	54.0	0.98
OD1238-48HHB	48	30 ~ 52	15.0	0.30	3195	135.8	48.2	0.558
OD1238-48HB	48	30 ~ 52	14.0	0.29	2895	124.1	44.1	0.469
OD1238-48MB	48	30 ~ 52	7.0	0.14	2597	114.7	41.3	0.427
OD1238-48LB	48	30 ~ 52	4.0	0.07	1975	89.5	35.6	0.316

OD1238 Series with PWM and Tach

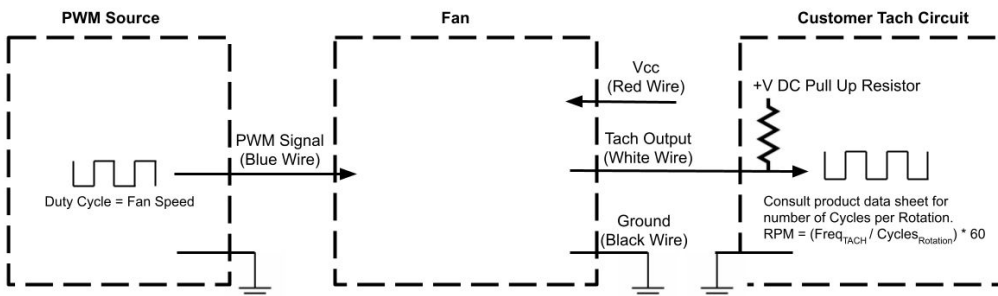


DC Fans - 12, 24, 48V
120mm x 38mm (4.7" x 1.5")



Frame	PBT, UL94 V-0 Plastic	Operating Temperature -20°C ~ +65°C	Storage Temperature -25°C ~ +70°C	Life Expectancy 65,000 Hours (L10 at 45°C)	Installed Options PWM Speed Control Input Open Collector Tach Output	Available Options 5V TTL Tach Output	
Impeller	PBT, UL94 V-0 Plastic						
Connection	4x Lead Wires, 24 AWG	Weight: 0.57 lbs					
Motor	Brushless DC, Auto Cutoff, Auto Restart, Polarity Protected, Electronically Protected						
Bearing System	Ball Bearings						
Dielectric Strength	500VDC/min, <1mA						
Insulation Resistance	≥10MΩ @ 500 VDC						

Part Number	Rated Voltage (Volts DC)	Voltage Range (Volts DC)	Input Power (Watts)	Rated Current (Amps)	Rated Speed (RPM)	Max Airflow (CFM)	Noise Level (dBA)	Max Static Pressure ("H2O)
OD1238-12H3B10A	12	9 ~ 13.8	17.7	1.43	4190	178.0	54.0	0.977
OD1238-12HHB10A	12	9 ~ 13.8	10.0	0.90	3195	135.8	48.2	0.558
OD1238-12HB10A	12	9 ~ 13.8	6.0	0.50	2895	124.1	44.1	0.469
OD1238-12MB10A	12	9 ~ 13.8	4.8	0.40	2597	114.7	41.3	0.427
OD1238-12LB10A	12	9 ~ 13.8	2.4	0.20	1975	89.5	35.6	0.316
OD1238-24H3B10A	24	16 ~ 26	22.1	0.90	4190	178.0	54.0	0.98
OD1238-24HHB10A	24	16 ~ 26	15.0	0.62	3195	135.8	48.2	0.558
OD1238-24HB10A	24	16 ~ 26	12.0	0.50	2895	124.1	44.1	0.469
OD1238-24MB10A	24	16 ~ 26	8.0	0.34	2597	114.7	41.3	0.427
OD1238-24LB10A	24	16 ~ 26	4.0	0.15	1975	89.5	35.6	0.316
OD1238-48H3B10A	48	30 ~ 52	20.5	0.41	4190	178.0	54.0	0.98
OD1238-48HHB10A	48	30 ~ 52	15.0	0.30	3195	135.8	48.2	0.558
OD1238-48HB10A	48	30 ~ 52	14.0	0.29	2895	124.1	44.1	0.469
OD1238-48MB10A	48	30 ~ 52	7.0	0.14	2597	114.7	41.3	0.427
OD1238-48LB10A	48	30 ~ 52	4.0	0.07	1975	89.5	35.6	0.316

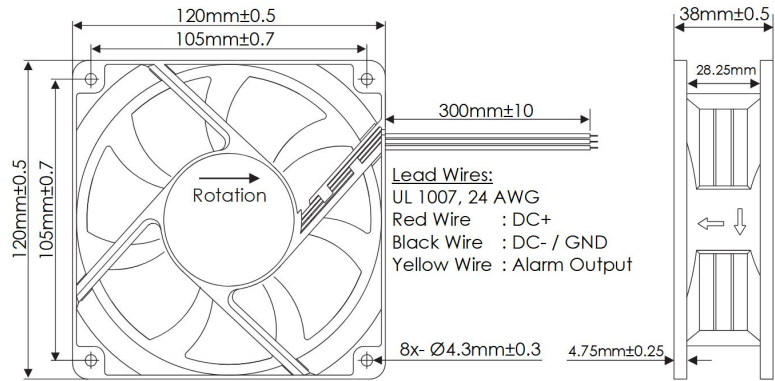


- PWM Max High Voltage: 5.5V
- PWM Max Sink Current: 5mA
- PWM Frequency Range: 1KHz-100KHz
- PWM Typical Frequency: 25KHz
- RPM at 0% Duty Cycle: 0 RPM
- RPM will be full speed if PWM input is disconnected.
- RPM will be 0 if PWM input is 0V or grounded.
- Tach Max Pullup Voltage: Fan Vcc
- Tach Max Sink Current: 5mA
- Tach Cycles per Rotation: 2

OD1238 Series with Alarm

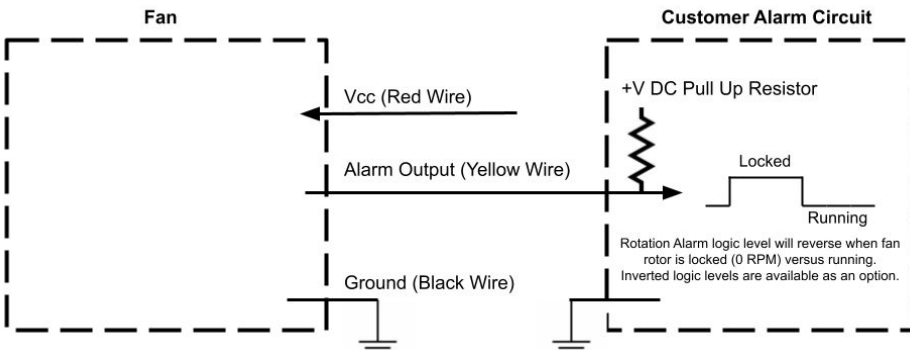


DC Fans - 12, 24, 48V
120mm x 38mm (4.7" x 1.5")



Frame	PBT, UL94 V-0 Plastic	Operating Temperature -20°C ~ +65°C	Storage Temperature -25°C ~ +70°C	Life Expectancy 65,000 Hours (L10 at 45°C)	Installed Options Open Collector Alarm Output	
Impeller	PBT, UL94 V-0 Plastic					
Connection	3x Lead Wires, 24 AWG	Available Options 5V TTL Alarm Output Inverted Alarm States	Weight: 0.57 lbs			
Motor	Brushless DC, Auto Cutoff, Auto Restart, Polarity Protected, Electronically Protected					
Bearing System	Ball Bearings					
Dielectric Strength	500VDC/min, <1mA					
Insulation Resistance	≥10MΩ @ 500 VDC					

Part Number	Rated Voltage (Volts DC)	Voltage Range (Volts DC)	Input Power (Watts)	Rated Current (Amps)	Rated Speed (RPM)	Max Airflow (CFM)	Noise Level (dBA)	Max Static Pressure ("H2O)
OD1238-12H3B02A	12	9 ~ 13.8	17.7	1.43	4190	178.0	54.0	0.977
OD1238-12HHB02A	12	9 ~ 13.8	10.0	0.90	3195	135.8	48.2	0.558
OD1238-12HB02A	12	9 ~ 13.8	6.0	0.50	2895	124.1	44.1	0.469
OD1238-12MB02A	12	9 ~ 13.8	4.8	0.40	2597	114.7	41.3	0.427
OD1238-12LB02A	12	9 ~ 13.8	2.4	0.20	1975	89.5	35.6	0.316
OD1238-24H3B02A	24	16 ~ 26	22.1	0.90	4190	178.0	54.0	0.98
OD1238-24HHB02A	24	16 ~ 26	15.0	0.62	3195	135.8	48.2	0.558
OD1238-24HB02A	24	16 ~ 26	12.0	0.50	2895	124.1	44.1	0.469
OD1238-24MB02A	24	16 ~ 26	8.0	0.34	2597	114.7	41.3	0.427
OD1238-24LB02A	24	16 ~ 26	4.0	0.15	1975	89.5	35.6	0.316
OD1238-48H3B02A	48	30 ~ 52	20.5	0.41	4190	178.0	54.0	0.98
OD1238-48HHB02A	48	30 ~ 52	15.0	0.30	3195	135.8	48.2	0.558
OD1238-48HB02A	48	30 ~ 52	14.0	0.29	2895	124.1	44.1	0.469
OD1238-48MB02A	48	30 ~ 52	7.0	0.14	2597	114.7	41.3	0.427
OD1238-48LB02A	48	30 ~ 52	4.0	0.07	1975	89.5	35.6	0.316



Alarm Max Pullup Voltage: Fan Vcc
 Alarm Max Sink Current: 5mA
 Alarm Active State: HIGH